



# PERIÓDICO OFICIAL

## GOBIERNO DEL ESTADO DE TLAXCALA



Las leyes, decretos y demás disposiciones de carácter oficial son obligatorias por el sólo hecho de ser publicadas en este periódico.

TLAXCALA, TLAX., a 26 de  
Abril del 2019

Luis Miguel Álvarez Landa  
Oficial Mayor de Gobierno  
Director

TOMO XCVIII  
SEGUNDA ÉPOCA  
No. Extraordinario

### ÍNDICE

*"2019, CONMEMORACIÓN DE LOS 500 AÑOS DE MESTIZAJE"*

# ***PODER EJECUTIVO***

***SECRETARÍA DE PLANEACIÓN Y FINANZAS***

*ACUERDO PARA LA DISTRIBUCIÓN DE LOS RECURSOS DEL PRIMER AJUSTE TRIMESTRAL DE PARTICIPACIONES A MUNICIPIOS DEL EJERCICIO FISCAL DE 2019.*

Al margen un sello con el Escudo Nacional, que dice: Estados Unidos Mexicanos, Gobierno del Estado de Tlaxcala.

MARÍA ALEJANDRA MARISELA NANDE ISLAS Secretaria de Planeación y Finanzas del Gobierno del Estado de Tlaxcala y Presidenta del Consejo Permanente de Coordinación Hacendaria, con fundamento en lo dispuesto por los artículos 32 de la Ley Orgánica de la Administración Pública del Estado; 4-A y 6 de la Ley de Coordinación Fiscal; 299, 504-A, 504-B, 506, 527, y 529 del Código Financiero para el Estado de Tlaxcala y sus Municipios, y 109 del Decreto de Presupuesto de Egresos del Estado de Tlaxcala para el Ejercicio Fiscal 2019, y

### CONSIDERANDO

Que el fortalecimiento de la colaboración institucional entre los diversos órdenes de Gobierno es de mayor relevancia, haciendo un especial énfasis en los municipios de la Entidad, que permita alcanzar los objetivos de la Administración Pública.

Que el correcto y eficaz actuar gubernamental, está colmado de responsabilidad y compromiso para asegurar que las políticas públicas estén direccionadas a la satisfacción de las necesidades básicas y demandas primordiales de la sociedad.

Que una de las principales tareas del Gobierno dentro de las funciones que le competen, es la debida administración de la Hacienda Pública, que implica una correcta y oportuna toma de decisiones, en este sentido, el marco legal en nuestra Entidad le confiere al Ejecutivo Estatal la responsabilidad de la debida administración de los recursos públicos.

Que al Primer trimestre del ejercicio 2019, los ingresos provenientes de participaciones federales e incentivos económicos transferidos al Estado de Tlaxcala, representaron un crecimiento importante de 22.53% y los ingresos provenientes de fuentes locales recaudados por el Estado, reportaron un comportamiento muy favorable de 73.72% en comparación con las cifras aprobadas en la Ley de Ingresos para el Estado de Tlaxcala del ejercicio fiscal de 2019.

Que derivado de lo anterior, es por conducto del Ejecutivo Estatal que debe efectuarse la determinación correspondiente a los ingresos participables de los municipios, en este sentido el resultado obtenido fue un incremento de manera general en el Fondo Estatal Participable.

En lo que compete al primer trimestre de 2019, la distribución que le corresponde a los Municipios se lleva a cabo dando cumplimiento a lo establecido en la Ley de Coordinación Fiscal y se determina con base a la legislación local, a través del Código Financiero para el Estado de Tlaxcala y sus Municipios, mismo que establece los conceptos participables, así como la fórmula señalada en los artículos 503, 504, 504-A, 504-B y 506 del Código antes mencionado.

Que la fórmula antes mencionada considera el Fondo Estatal Participable, el Fondo de Compensación y el Incentivo a la Venta Final de Gasolinas y Diésel, los cálculos tienen como base la última información oficial de población de

cada Municipio dada a conocer por el Instituto Nacional de Estadística y Geografía (INEGI) y en la eficiencia recaudatoria del Impuesto Predial y de los Derechos por el Suministro de Agua del ejercicio fiscal 2017, estas últimas aprobadas por la Secretaría de Hacienda y Crédito Público.

Que en lo que compete a Municipios una vez validadas y aprobadas las cifras del primer ajuste trimestral de participaciones, por el Consejo Permanente de Coordinación Hacendaria, tal como lo establece el Código Financiero para el Estado de Tlaxcala y sus Municipios, los montos sujetos a distribución, serán los siguientes:

Primer Ajuste Trimestral a Municipios 2019. \$ 94,006,672.01

Primer Ajuste Trimestral de Fondo de Compensación a Municipios 2019. \$ 275,507.05

\$ 446,729.47

Primer Ajuste Trimestral del Gasolinas y Diésel a Municipios 2019.

**Total primer trimestre de 2019**

**\$ 94,728,908.53**

Por lo antes expuesto y en atención a los acuerdos tomados en la Novena Sesión Ordinaria del Consejo Permanente de Coordinación Hacendaria, tengo a bien expedir el siguiente:

**ACUERDO PARA LA DISTRIBUCIÓN DE LOS RECURSOS DEL PRIMER AJUSTE TRIMESTRAL DE PARTICIPACIONES A MUNICIPIOS DEL EJERCICIO FISCAL DE 2019.**

**ARTÍCULO PRIMERO.** El Ejecutivo del Estado de Tlaxcala, lleva a cabo la determinación de los recursos del Primer Ajuste Trimestral de Participaciones a Municipios del Ejercicio Fiscal dos mil diecinueve, de la manera siguiente:

- **Primer Ajuste de Participaciones a Municipios 2019:** \$ 94,006,672.01 (Noventa y cuatro millones seis mil seiscientos setenta y dos pesos, 01/100 M.N.)
- **Primer Ajuste de Fondo de Compensación a Municipios 2019:** \$ 275,507.05 (Doscientos setenta y cinco mil quinientos siete pesos, 05/100 M.N.)
- **Primer Ajuste de Gasolinas y Diésel a Municipios 2019:** \$ 446,729.47 (Cuatrocientos cuarenta y seis mil setecientos veintinueve pesos, 47/100 M.N.)

La Distribución del Fondo Estatal Participable a Municipios del primer trimestre de 2019, se lleva a cabo considerando los conceptos establecidos en la Ley de Coordinación Fiscal, así como la legislación Estatal, en cumplimiento a los artículos 503, 504-A, 504-B y 506 del Código Financiero para el Estado de Tlaxcala y sus Municipios vigente.

**ARTÍCULO SEGUNDO.** La distribución de los montos antes mencionados, fueron aprobados por los miembros integrantes del Consejo Permanente de Coordinación Hacendaria, en su Novena Sesión Ordinaria llevada a cabo el 24 de abril de 2019.

**ARTÍCULO TERCERO.** El incremento de los recursos que corresponda a los Municipios con base en este Acuerdo, deberán ser incrementados en sus presupuestos y aplicarlos a los rubros establecidos en el artículo 299 del Código Financiero para el Estado de Tlaxcala y sus Municipios vigente y la aplicación de los mismos deberá informarse a través de la cuenta pública del presente ejercicio.

**ARTÍCULO CUARTO.** A la entrada en vigor del presente Acuerdo el Ejecutivo del Estado, a través de la Secretaría de Planeación y Finanzas, transferirá a los Municipios los recursos que le correspondan en una sola exhibición, tal como se estableció en los acuerdos aprobados de la Novena Sesión Ordinaria del Consejo Permanente de Coordinación Hacendaria, observando lo establecido en el segundo párrafo del artículo 506 del Código Financiero para el Estado de Tlaxcala y sus Municipios vigente.

#### TRANSITORIO

**ARTÍCULO ÚNICO.** El presente Acuerdo entrará en vigor el día hábil siguiente al de su publicación en el Periódico Oficial del Gobierno del Estado de Tlaxcala.

El presente Acuerdo se emite en la Ciudad de Tlaxcala de Xicohtécatl, a los veinticinco días del mes de abril del año dos mil diecinueve.

La Secretaria de Planeación y Finanzas del Gobierno del Estado de Tlaxcala y Presidenta del Consejo Permanente de Coordinación Hacendaria.

ING. MARÍA ALEJANDRA MARISELA NANDE ISLAS.

Firma Autógrafa.

\*\*\*\*\*

<b>TLX</b>					
<b>CONCILIACIÓN DE PARTICIPACIONES, FOCO Y GASOLINAS Y DIESEL A MUNICIPIOS ENE-MAR 2019</b>					
NO.	MUNICIPIO	1ER AJUSTE TRIMESTRAL PARTICIPACIONES 2019	1ER AJUSTE TRIMESTRAL FOCO 2019	1ER AJUSTE TRIMESTRAL GASOLINAS Y DIESEL 2019	TOTAL PRIMER AJUSTE TRIMESTRAL 2019
1.-	ACUAMANALA DE M. H.	988,870.96	1,858.33	3,013.23	993,642.53
2.-	ATLTZAYANCA	2,955,529.60	5,649.24	9,160.12	2,970,338.95
3.-	AMAXAC DE GRO.	1,105,622.66	2,648.33	4,294.21	1,112,565.40
4.-	APETATITLAN DE A. C.	1,570,817.32	3,806.33	6,171.89	1,580,595.54
5.-	APIZACO	5,724,826.68	18,120.15	29,381.49	5,772,328.32
6.-	ATLANGATEPEC	871,797.35	1,818.05	2,947.93	878,563.33
7.-	BENITO JUAREZ	831,105.27	1,681.77	2,726.94	835,513.98
8.-	CALPULALPAN	2,288,196.60	9,107.98	14,788.40	2,312,072.98
9.-	CHIAUTEMPAN	3,052,678.15	12,998.74	21,077.21	3,086,754.11
10.-	CONTLA DE J. C.	1,821,380.32	7,006.75	11,361.31	1,839,748.38
11.-	CUAPIAXTLA	959,813.74	3,002.16	4,867.93	967,483.84
12.-	CUAXOMULCO	1,609,337.46	2,537.61	4,114.70	1,615,989.76
13.-	EL CARMEN TEQUEXQUITLA	1,341,794.71	3,712.71	6,020.06	1,351,527.47
14.-	EMILIANO ZAPATA	788,817.87	1,423.60	2,308.33	772,349.80
15.-	ESPAÑITA	1,806,936.19	3,186.20	5,166.37	1,815,288.76
16.-	HUAMANTLA	4,226,938.24	17,655.47	28,628.01	4,273,221.72
17.-	HUEYOTLIPAN	1,194,474.04	3,217.12	5,216.50	1,202,907.67
18.-	IXTACUIXTLA DE M. M.	1,524,053.14	6,679.31	10,830.38	1,541,562.83
19.-	IXTENCO	608,756.74	1,810.30	2,935.38	613,502.42
20.-	LA MAGDALENA TLALTELULCO	1,369,384.65	3,964.66	6,412.44	1,379,751.77
21.-	LAZARO CARDENAS	1,166,911.69	1,735.41	2,813.93	1,171,461.04
22.-	MAZATECOCHCO DE J. M. M.	1,258,691.82	2,795.61	4,533.02	1,266,020.44
23.-	MUÑOZ DE D. A.	480,585.64	1,096.48	1,777.94	483,460.07
24.-	NANACAMILPA DE M. A.	1,564,074.21	4,161.68	6,748.10	1,574,983.99
25.-	NATIVITAS	2,865,384.66	6,545.22	10,612.94	2,882,542.82
26.-	PANOTLA	1,758,073.92	5,537.82	8,979.48	1,782,591.23
27.-	PAPALOTLA DE X.	1,618,043.25	5,821.02	9,438.66	1,633,302.93
28.-	SANCTORUM DE L. C.	940,306.33	2,242.74	3,636.57	946,185.64
29.-	SAN DAMIAN TEXOLOC	996,262.79	1,830.37	2,967.91	1,001,061.07
30.-	SAN FCO. TETLANOHCAN	940,258.16	2,422.12	3,927.44	946,607.72
31.-	SAN JERONIMO ZACUALPAN	514,930.41	1,040.16	1,686.60	517,657.17
32.-	SAN JOSE TEACALCO	667,199.21	1,464.06	2,373.95	661,037.23
33.-	SAN JUAN HUAQTZINCO	871,420.11	1,904.22	3,067.66	876,411.99
34.-	SAN LORENZO AXOCOMANITLA	866,978.75	1,666.70	2,702.53	871,347.97
35.-	SAN LUCAS TECOPIILCO	1,046,507.77	1,596.45	2,588.61	1,050,692.84
36.-	SAN PABLO DEL MONTE	2,487,834.13	12,997.83	21,075.73	2,501,907.70
37.-	SANTA ANA NOPALUCAN	1,673,035.42	2,901.27	4,704.36	1,680,641.05
38.-	SANTA APOLONIA TEACALCO	1,900,492.70	2,780.84	4,509.07	1,907,782.61
39.-	SANTA CATERINA AYOMETLA	971,329.38	2,187.35	3,546.74	977,063.47
40.-	SANTA CRUZ QUILEHTLA	1,500,627.16	2,620.92	4,249.77	1,507,497.86
41.-	SANTA CRUZ TLAXCALA	1,531,157.44	4,339.85	7,036.99	1,542,534.28
42.-	SANTA ISABEL XILOXOTLA	893,454.33	1,642.11	2,662.65	897,759.10
43.-	TENANCINGO	1,266,444.22	3,049.71	4,945.04	1,274,438.97
44.-	TEOLOCHOLCO	1,361,041.55	4,660.07	7,556.20	1,373,257.82
45.-	TEPETITLA DE LARDIZABAL	1,251,754.52	4,068.38	6,596.79	1,262,419.68
46.-	TEPEYANCO	1,087,467.63	2,728.17	4,423.69	1,094,619.38
47.-	TERRENATE	2,342,656.63	4,582.74	7,430.63	2,354,670.10
48.-	TETLA DE LA SOLIDARIDAD	1,790,238.38	6,371.64	10,331.47	1,806,941.48
49.-	TETLATLAHUCA	842,648.05	2,593.59	4,205.44	849,647.08
50.-	TLAXCALA	6,267,032.72	21,087.82	34,193.50	6,322,314.03
51.-	TLAXCO	1,654,135.78	7,398.69	11,996.84	1,673,531.30
52.-	TOCATLAN	637,470.48	1,664.44	2,698.65	641,833.77
53.-	TOTOLAC	1,229,219.27	4,206.89	6,821.36	1,240,247.54
54.-	TZOMPANTEPEC	946,599.12	3,142.05	5,094.77	951,835.94
55.-	XALOZTOC	1,330,413.73	4,593.11	7,447.62	1,342,454.46
56.-	XALTDCAN	629,620.19	1,978.92	3,208.77	634,707.89
57.-	XICOHTZINCO	1,018,080.42	2,881.97	4,673.06	1,025,635.44
58.-	YAUHQUEMEHCAN	2,086,773.91	7,446.45	12,077.49	2,106,299.85
59.-	ZACATELCO	1,853,408.20	7,724.28	12,524.76	1,873,657.24
60.-	ZITLALTEPEC DE T. S. S.	900,696.23	2,121.21	3,439.51	906,256.94
<b>TOTAL</b>		<b>94,006,672.01</b>	<b>275,507.18</b>	<b>446,729.47</b>	<b>94,728,908.66</b>



DETERMINACIÓN DEL FONDO ESTATAL PARTICIPABLE  
A LOS MUNICIPIOS PARA EL EJERCICIO FISCAL 2019  
ENERO - MARZO DE 2019

PARTICIPACIONES FEDERALES	PRONÓSTICO DE INGRESOS 2019	PORCENTAJE A REPARTIR	FONDO DE GARANTÍA
FONDO GENERAL DE PARTICIPACIONES	1,301,184,232.67	20.00%	260,236,846.53
FONDO DE FOMENTO MUNICIPAL	103,370,820.02	100.00%	103,370,820.02
FONDO DE FISCALIZACIÓN	68,873,661.63	20.00%	13,774,732.33
IMPUESTO ESPECIAL SOBRE PROD. Y SERVICIOS	14,356,446.62	20.00%	2,871,289.32
IMPUESTO SOBRE TENENCIA O USO DE VEHÍCULOS	0.00	20.00%	0.00
ISAN COMPENSACIÓN	2,418,207.36	20.00%	483,641.47
IMPUESTO SOBRE VEHÍCULOS NUEVOS	9,747,188.06	20.00%	1,949,437.61
<b>TOTAL FONDO I</b>	<b>1,499,950,556.36</b>		<b>382,686,767.29</b>

IMPUESTOS ESTATALES	PRONÓSTICO DE INGRESOS 2019	PORCENTAJE A REPARTIR	FONDO DE GARANTÍA
DIVERSIONES Y ESPECTACULOS PUBLICOS	228,948.00	60.00%	137,368.80
LOTERÍAS, RIFAS, SORTEOS Y CONCURSOS	99,174.00	50.00%	49,587.00
TENENCIA O USO DE VEHÍCULOS	890,226.00	10.00%	89,022.60
NÓMINAS	91,998,078.00	10.00%	9,199,807.80
HOSPEDAJE	824,576.00	20.00%	164,915.20
	<b>94,041,002.00</b>		<b>9,640,701.40</b>

TOTAL FONDO DE GARANTÍA 392,327,468.69

***PARTICIPACIONES FEDERALES	INGRESOS REALES 2019	PORCENTAJE A REPARTIR	PARTICIPACIÓN A MUNICIPIOS
FONDO GENERAL DE PARTICIPACIONES	1,648,300,006.00	20.00%	329,660,001.20
FONDO DE FOMENTO MUNICIPAL	119,467,330.00	100.00%	119,467,330.00
FONDO DE FISCALIZACIÓN	75,318,887.00	20.00%	15,063,777.40
IMPUESTO ESPECIAL SOBRE PROD. Y SERVICIOS	21,358,437.00	20.00%	4,271,687.40
IMPUESTO SOBRE TENENCIA O USO DE VEHÍCULOS	0.00	20.00%	0.00
ISAN COMPENSACIÓN	2,380,323.00	20.00%	476,064.60
IMPUESTO SOBRE VEHÍCULOS NUEVOS	9,929,398.00	20.00%	1,985,879.60
<b>TOTALES</b>	<b>1,876,754,381.00</b>		<b>470,924,740.20</b>

INCREMENTO PARTICIPACIONES FEDERALES	INCREMENTO
FONDO GENERAL DE PARTICIPACIONES	69,423,154.67
FONDO DE FOMENTO MUNICIPAL	16,096,509.98
FONDO DE FISCALIZACIÓN	1,289,045.07
IMPUESTO ESPECIAL SOBRE PROD. Y SERVICIOS	1,400,398.08
IMPUESTO SOBRE TENENCIA O USO DE VEHÍCULOS	0.00
ISAN COMPENSACIÓN	-7,576.87
IMPUESTO SOBRE VEHÍCULOS NUEVOS	36,441.99
<b>TOTALES</b>	<b>88,237,972.91</b>

***IMPUESTOS ESTATALES	INGRESOS REALES 2018	PORCENTAJE A REPARTIR	PARTICIPACIÓN A MUNICIPIOS
DIVERSIONES Y ESPECTACULOS PUBLICOS	224,865.00	60.00%	134,919.00
LOTERÍAS, RIFAS, SORTEOS Y CONCURSOS	85,084.00	50.00%	42,542.00
TENENCIA O USO DE VEHÍCULOS	1,608,181.00	10.00%	160,818.10
NÓMINAS	149,280,549.96	10.00%	14,928,055.00
HOSPEDAJE	715,332.00	20.00%	143,066.40
	<b>151,914,011.96</b>		<b>15,409,400.50</b>

IMPUESTOS ESTATALES	INCREMENTO ING. PROPIOS
DIVERSIONES Y ESPECTACULOS PUBLICOS	-2,449.80
LOTERÍAS, RIFAS, SORTEOS Y CONCURSOS	-7,045.00
TENENCIA O USO DE VEHÍCULOS	71,795.50
NÓMINAS	5,728,247.20
HOSPEDAJE	-21,848.80
	<b>5,768,699.10</b>

RECAUDACIÓN PARA FONDOS II, III, IV, V, VI y VII	
	94,006,672.01
<b>TOTAL RECAUDACIÓN ESTATAL PARTICIPABLE</b>	<b>486,334,140.70</b>

**TLX**

**DETERMINACIÓN DEL FONDO DE GARANTÍA ( I )  
ENERO - MARZO DE 2019**

NO.	MUNICIPIO	COEFICIENTE DE PARTICIPACION FONDO DE GARANTÍA	TOTAL FONDO DE GARANTÍA
1 -	ACUAMANALA DE M.H	0.008893216	3,489,052.98
2 -	ATLTZAYANCA	0.015885823	6,232,444.78
3 -	AMAXAC DE GRO	0.011098076	4,354,079.88
4 -	APETA TITLAN DE A.C	0.014246869	5,589,438.23
5 -	ARZACO	0.059165652	23,212,310.41
6 -	ATLANGATEPEC	0.011559113	4,534,957.69
7 -	BENITO JUAREZ	0.009080180	3,562,404.12
8 -	CALPULALPAN	0.029426864	11,544,967.08
9 -	CHIAUTEMPAN	0.039194827	15,377,207.12
10 -	CONTLA DE J.C	0.021629441	8,485,823.87
11 -	CUAPIXTLA	0.013636722	5,350,060.72
12 -	CUAXOMULCO	0.010263371	4,026,602.42
13 -	EL CARMEN TEQUEXQUITLA	0.014067902	5,519,224.33
14 -	EMILIANO ZAPATA	0.008151943	3,198,231.00
15 -	ESPAÑITA	0.010465807	4,106,023.61
16 -	HUAMANTLA	0.049258800	19,325,580.40
17 -	HUEYOTLIPAN	0.013678756	5,366,551.85
18 -	IXTACUIXTLA	0.022863306	8,969,902.98
19 -	IXTENCO	0.010967037	4,302,669.79
20 -	LA MAGDALENA TLALTELULCO	0.014334092	5,623,657.94
21 -	LAZARO CARDENAS	0.008998627	3,530,408.52
22 -	MAZATECOCHCO DE J.M.M	0.011059876	4,339,093.08
23 -	MUNOZ DE D.A	0.008612622	3,378,968.17
24 -	NANACAMILPA	0.015593390	6,117,715.09
25 -	NATIVITAS	0.018420792	7,226,982.72
26 -	PANOTLA	0.018752902	7,357,278.41
27 -	PAPALOTLA	0.020514619	8,048,448.68
28 -	SANCTORUM DEL C.	0.010813657	4,242,494.79
29 -	SAN DAMIAN TEXOLOC	0.009516417	3,733,551.66
30 -	SAN FCO TETLANOHCAN	0.011790312	4,625,663.21
31 -	SAN JERONIMO ZACUALPAN	0.009352581	3,669,274.29
32 -	SAN JOSE TEACALCO	0.009568505	3,753,987.24
33 -	SAN JUAN HUAQTZINCO	0.009586327	3,760,979.38
34 -	SAN LORENZO AXOCOMANITLA	0.008556589	3,356,984.76
35 -	SAN LUCAS TECOPILCO	0.008194013	3,214,736.24
36 -	SAN PABLO DEL MONTE	0.035794891	14,043,318.97
37 -	SANTA ANA NOPALUCAN	0.010268109	4,028,461.06
38 -	SANTA APOLONIA TEACALCO	0.008477815	3,326,079.51
39 -	SANTA CATARINA AYOMETLA	0.010514041	4,124,947.20
40 -	SANTA CRUZ QUILEHTLA	0.009392502	3,684,936.62
41 -	SANTA CRUZ TLAXCALA	0.014712621	5,772,165.30
42 -	SANTA ISABEL XILOXOTLA	0.008575762	3,364,507.12
43 -	TENANCINGO	0.012158291	4,770,031.40
44 -	TEOLOCHOLCO	0.016393688	6,431,693.93
45 -	TEPETITLA DE LARDIZABAL	0.014831118	5,818,655.13
46 -	TEPEYANCO	0.011402931	4,473,683.21
47 -	TERRENATE	0.012960352	5,084,701.95
48 -	TETLA DE LA SOLIDARIDAD	0.020893585	8,197,127.25
49 -	TETLA TLAHUCA	0.011893215	4,666,035.11
50 -	TLAXCALA	0.068344964	26,813,606.66
51 -	TLAXCO	0.024966792	9,795,158.40
52 -	TOCATLAN	0.009034831	3,544,612.50
53 -	TOTOLAC	0.017309590	6,791,027.72
54 -	TZOMPANTEPEC	0.015594415	6,118,117.32
55 -	XALOZTOC	0.017383568	6,820,051.35
56 -	XALTOCAN	0.011710788	4,594,463.69
57 -	XICOHTZINCO	0.012583037	4,936,671.01
58 -	YAUHQUEMEHCAN	0.021688263	8,508,901.29
59 -	ZACATELCO	0.025284024	9,919,617.00
60 -	ZITLALTEPEC DE T.S.S	0.010631783	4,171,140.56
<b>TOTAL</b>		<b>100.00000%</b>	<b>392,327,468.69</b>



DETERMINACIÓN DEL FONDO POBLACIONAL (II)

MONTO DE LA RECAUDACIÓN ESTATAL PARTICIPABLE:

94,006,672.01

20%

18,801,334.40

ENERO - MARZO DE 2019

NO.	MUNICIPIO	HABITANTES INTERCENSAL 2015	% DE DISTRIBUCION	MONTO A DISTRIBUIR	MONTO PARTICIPABLE
1 -	ACUAMANALA DEM H	5,925	0.465492%	18,801,334.40	87,518.69
2 -	ATLTZAYANCA	17,173	1.349180%	18,801,334.40	253,663.89
3 -	AMAXAC DE GRO	11,144	0.875518%	18,801,334.40	164,609.00
4 -	APETATITLAN DE A. C	15,271	1.199751%	18,801,334.40	225,569.28
5 -	APIZACO	78,624	6.177019%	18,801,334.40	1,161,361.98
6 -	ATLANGA TEPEC	6,597	0.518287%	18,801,334.40	97,444.86
7 -	BENITO JUAREZ	6,038	0.474370%	18,801,334.40	89,187.83
8 -	CALPULALPAN	48,385	3.801321%	18,801,334.40	714,699.07
9 -	CHIAUTEMPAN	70,011	5.500347%	18,801,334.40	1,034,138.61
10 -	CONTLA DE J. C	38,330	3.011360%	18,801,334.40	566,175.78
11 -	CUAPAXTLA	15,337	1.204937%	18,801,334.40	226,544.17
12 -	CUAXOMULCO	5,272	0.414190%	18,801,334.40	77,873.17
13 -	EL CARMEN TEQUEXQUITLA	17,259	1.355937%	18,801,334.40	254,934.20
14 -	EMILIANO ZAPATA	4,561	0.358331%	18,801,334.40	67,370.93
15 -	ESPAÑITA	8,668	0.680993%	18,801,334.40	128,035.79
16 -	HUAMANTLA	92,887	7.297578%	18,801,334.40	1,372,042.00
17 -	HUEYOTLIPAN	14,575	1.145071%	18,801,334.40	215,288.60
18 -	IXTACUIXTLA DE M. M	38,324	3.010888%	18,801,334.40	566,087.16
19 -	IXTENCO	7,080	0.556233%	18,801,334.40	104,579.30
20 -	LA MAGDALENA TLALTELULCO	18,873	1.482739%	18,801,334.40	278,774.73
21 -	LAZARO CARDENAS	3,103	0.243784%	18,801,334.40	45,834.68
22 -	MAZA TECOCHCO DE J. M. M.	10,901	0.856427%	18,801,334.40	161,019.62
23 -	MUNOZ DE D. A	4,679	0.367601%	18,801,334.40	69,113.92
24 -	NANACAMILPA DE M. A.	18,115	1.423188%	18,801,334.40	267,578.25
25 -	NATIVITAS	25,053	1.968265%	18,801,334.40	370,060.05
26 -	PANOTLA	27,154	2.133328%	18,801,334.40	401,094.11
27 -	PAPALOTLA DE X	30,364	2.385518%	18,801,334.40	448,509.30
28 -	SANCTORUM DE L. C	9,490	0.745573%	18,801,334.40	140,177.62
29 -	SAN DAMIAN TEXOLOCO	5,569	0.437523%	18,801,334.40	82,260.19
30 -	SAN FCO. TETLANOHCAN	10,910	0.857134%	18,801,334.40	161,152.56
31 -	SAN JERONIMO ZACUALPAN	3,767	0.295951%	18,801,334.40	55,642.69
32 -	SAN JOSE TEACALCO	5,923	0.465335%	18,801,334.40	87,489.15
33 -	SAN JUAN HUACZINCO	7,511	0.590094%	18,801,334.40	110,945.64
34 -	SAN LORENZO AXOCOMANITLA	5,618	0.441373%	18,801,334.40	82,983.97
35 -	SAN LUCAS TECOPILCO	3,131	0.245984%	18,801,334.40	46,248.27
36 -	SAN PABLO DEL MONTE	77,242	6.068443%	18,801,334.40	1,140,948.34
37 -	SANTA ANA NOPALUCAN	7,773	0.610678%	18,801,334.40	114,815.66
38 -	SANTA APOLONIA TEACALCO	4,559	0.358173%	18,801,334.40	67,341.39
39 -	SANTA CATARINA AYOMETLA	8,817	0.692699%	18,801,334.40	130,236.68
40 -	SANTA CRUZ QUILEHTLA	7,169	0.563226%	18,801,334.40	105,893.93
41 -	SANTA CRUZ TLAXCALA	20,242	1.590293%	18,801,334.40	298,996.35
42 -	SANTA ISABEL XILOXOXTLA	4,992	0.392192%	18,801,334.40	73,737.27
43 -	TENANCINGO	12,834	1.008291%	18,801,334.40	189,572.14
44 -	TEOLOCHOLCO	24,380	1.915391%	18,801,334.40	360,119.11
45 -	TEPETITLA DE LARDIZABAL	21,060	1.654559%	18,801,334.40	311,079.10
46 -	TEPEYANCO	12,047	0.946461%	18,801,334.40	177,947.29
47 -	TERRENA TE	14,746	1.158505%	18,801,334.40	217,814.46
48 -	TETLA DE LA SOLIDARIDAD	32,613	2.562209%	18,801,334.40	481,729.48
49 -	TETLA TLAHUCA	13,414	1.053858%	18,801,334.40	198,139.37
50 -	TLAXCALA	95,051	7.467590%	18,801,334.40	1,404,006.64
51 -	TLAXCO	42,536	3.341800%	18,801,334.40	628,302.98
52 -	TOCALÁN	5,843	0.459050%	18,801,334.40	86,307.46
53 -	TOTOLAC	21,814	1.713796%	18,801,334.40	322,216.50
54 -	TZOMPANTEPEC	16,359	1.285229%	18,801,334.40	241,640.22
55 -	XALOZTOC	23,905	1.878073%	18,801,334.40	353,102.85
56 -	XALTOCAN	10,263	0.806303%	18,801,334.40	151,595.67
57 -	XICOHTZINCO	13,629	1.070749%	18,801,334.40	201,315.15
58 -	YAUHQUEMEHCAN	38,296	3.008688%	18,801,334.40	565,673.57
59 -	ZACATELCO	42,686	3.353585%	18,801,334.40	630,518.64
60 -	ZITLALTEPEC DE T. S. S.	8,955	0.703541%	18,801,334.40	132,275.09
<b>TOTAL</b>		<b>1,272,847</b>	<b>100.000000%</b>	<b>0.00</b>	<b>18,801,334.40</b>





DETERMINACIÓN DEL FONDO RECAUDATORIO (III)

MONTO DE LA RECAUDACIÓN ESTATAL PARTICIPABLE: 94,006,672.01 25% 23,501,668.00  
ENERO - MARZO DE 2019

NO.	MUNICIPIO	PREDIAL DE 2017 (A)	PREDIAL DE 2016 (B)	DINAMICA DE CRECIMIENTO C=(A/B)	FACTOR DE DISTRIBUCIÓN D=C/TOTAL C	PARTICIPACIÓN (D*20)
1.	ACUAMANALA DE M. H.	429,588.80	390,932.00	1.0989	1.1776%	276,766.26
2.	ATLTZAYANCA	976,059.00	109,773.00	8.8916	9.5289%	2,239,452.97
3.	AMAXAC DE GRO.	596,298.50	373,993.50	1.5944	1.7087%	401,569.82
4.	APETATITLAN DE A. C.	1,841,192.55	1,334,975.20	1.3792	1.4780%	347,366.09
5.	APZACO	20,431,165.47	12,420,026.47	1.6450	1.7629%	414,316.31
6.	ATLANGATEPEC	279,455.25	153,922.00	1.8156	1.9457%	457,270.29
7.	BENITO JUAREZ	121,220.00	85,246.00	1.4220	1.5239%	358,147.30
8.	CALPULALPAN	3,170,932.36	2,506,601.40	1.2650	1.3557%	318,612.72
9.	CHIAUTEMPAN	4,244,355.54	3,193,783.22	1.3289	1.4242%	334,709.26
10.	CONTLA DE J. C.	772,866.00	486,132.00	1.5898	1.7038%	400,415.98
11.	CUAPAXTLA	374,681.00	377,438.00	0.9927	1.0638%	250,021.56
12.	CUAXOMULCO	276,101.00	141,745.00	1.9479	2.0875%	490,593.33
13.	EL CARMEN TEQUIEXQUITLA	755,016.00	565,994.00	1.3340	1.4296%	335,974.05
14.	EMILIANO ZAPATA	87,918.00	73,373.00	1.1982	1.2841%	301,788.67
15.	ESPAÑITA	336,593.00	71,536.00	4.7052	5.0425%	1,185,064.08
16.	HUAMANTLA	6,016,546.84	4,995,075.15	1.2045	1.2908%	303,365.85
17.	HUEYOTLIPAN	366,078.94	361,620.00	1.0123	1.0849%	254,966.85
18.	IXTACUIXTLA DE M. M.	1,698,258.33	1,644,267.79	1.0328	1.1069%	260,131.30
19.	IXTENCO	217,124.34	184,376.00	1.1776	1.2620%	296,596.16
20.	LA MAGDALENA TLALTTELULCO	879,131.81	594,707.82	1.4783	1.5842%	372,316.05
21.	LAZARO CARDENAS	71,873.00	29,072.50	2.4722	2.6494%	622,651.16
22.	MAZATECOCHCO DE J. M. M.	228,009.95	144,602.00	1.5768	1.6898%	397,137.51
23.	MUÑOZ DE D. A.	122,938.00	147,451.39	0.8338	0.8935%	209,990.03
24.	NANACAMILPA DE M. A.	1,241,265.54	865,246.50	1.4346	1.5374%	361,315.22
25.	NATIVITAS	436,505.00	296,057.00	1.4744	1.5801%	371,343.05
26.	PANOTLA	1,562,542.31	845,327.70	1.8484	1.9809%	465,551.89
27.	PAPALOTLA DE X.	3,311,589.96	2,661,104.95	1.2444	1.3336%	313,426.68
28.	SANCTORUM DE L. C.	445,172.2	381,281.00	1.1676	1.2513%	294,065.64
29.	SAN DAMIAN TEXOLOCO	117,218.18	57,707.50	2.0312	2.1768%	511,592.44
30.	SAN FCO. TETLANOHCAN	128,263.00	100,033.50	1.2822	1.3741%	322,936.65
31.	SAN JERONIMO ZACUALPAN	59,796.60	70,203.00	0.8518	0.9128%	214,527.13
32.	SAN JOSE TEACALCO	72,137.00	71,872.00	1.0037	1.0756%	252,789.92
33.	SAN JUAN HUACTZINCO	149,212.84	94,541.50	1.5783	1.6914%	397,507.31
34.	SAN LORENZO AXOCOMANITLA	124,260.00	77,795.00	1.5973	1.7118%	402,291.70
35.	SAN LUCAS TECOPILCO	151,056.00	83,134.00	1.8170	1.9473%	457,636.56
36.	SAN PABLO DEL MONTE	1,045,845.04	1,108,319.00	0.9436	1.0113%	237,664.31
37.	SANTA ANA NOPALUCAN	114,555.55	45,420.26	2.5221	2.7029%	635,225.51
38.	SANTA APOLONIA TEACALCO	47,768.00	23,198.00	2.0591	2.2067%	518,618.40
39.	SANTA CATARINA AYOMETLA	174,252.54	106,443.00	1.6371	1.7544%	412,309.57
40.	SANTA CRUZ QUILEHTLA	225,926.00	113,639.50	1.9881	2.1306%	500,723.88
41.	SANTA CRUZ TLAXCALA	1,778,008.50	1,258,223.00	1.4131	1.5144%	355,907.89
42.	SANTA ISABEL XILOXOXTLA	310,287.50	341,104.00	0.9097	0.9749%	229,107.27
43.	TENANCINGO	419,050.00	202,562.50	2.0687	2.2170%	521,036.57
44.	TEOLOCHOLCO	1,039,457.63	951,959.28	1.0919	1.1702%	275,010.85
45.	TEPETITLA DE LARDIZABAL	545,378.10	317,052.15	1.7202	1.8434%	433,239.85
46.	TEPEYANCO	446,387.68	389,526.00	1.1460	1.2281%	288,627.13
47.	TERRENATE	355,190.00	146,566.00	2.4234	2.5971%	610,363.99
48.	TETLA DE LA SOLIDARIDAD	5,001,754.12	4,468,482.71	1.1193	1.1996%	281,918.56
49.	TETLATLAHUCA	79,123.00	72,775.50	1.0872	1.1651%	273,828.69
50.	TLAXCALA	19,578,222.82	18,671,125.00	1.0486	1.1237%	264,097.44
51.	TLAXCO	1,437,604.00	1,109,617.86	1.2956	1.3884%	326,307.66
52.	TOCATLAN	167,896.66	177,274.00	0.9471	1.0150%	238,538.47
53.	TOTOLAC	1,735,166.65	1,712,104.32	1.0135	1.0861%	255,253.89
54.	TZOMPANTEPEC	692,677.00	628,801.00	1.1016	1.1805%	277,446.31
55.	XALOZTOC	1,735,166.65	1,812,370.01	0.9574	1.0260%	241,132.49
56.	XALTÓCAN	707,313.00	1,149,815.00	0.6152	0.6592%	154,933.41
57.	XICOHTZINCO	1,305,278.84	1,275,454.00	1.0234	1.0967%	257,750.73
58.	YAUHQUEMHCAN	3,952,263.70	3,129,682.00	1.2628	1.3533%	318,058.58
59.	ZACATELCO	1,463,838.50	2,348,003.00	0.6234	0.6681%	157,020.34
60.	ZITLALTEPEC DE T. S. S.	280,916.00	290,755.00	0.9662	1.0354%	243,338.42
<b>TOTALES</b>		<b>96,731,749.79</b>	<b>77,841,219.18</b>	<b>93.3120</b>	<b>100.0000%</b>	<b>23,501,668.00</b>



**DETERMINACIÓN DEL FONDO DE ESTABILIZACION (IV)**  
**MONTO DE LA RECAUDACIÓN ESTATAL PAR 94,006,672.01 10% 9,400,667.20**  
**ENERO - MARZO DE 2019**

NO.	MUNICIPIO	PREDIAL DE 2017 (A)	DINAMICA DE CRECIMIENTO B=(A/TOTAL A)	FACTOR DE DISTRIBUCIÓN C=(B/TOTAL B)	PARTICIPACIÓN D=(C* REC. ESTATAL)
1 -	ACUAMANALA DE M. H.	429,588.80	0.0044	0.4441%	41,748.66
2 -	ATL TZAYANCA	976,059.00	0.0101	1.0090%	94,856.20
3 -	AMAXAC DE GRO.	596,298.50	0.0062	0.6164%	57,949.99
4 -	APETA TITLAN DE A. C.	1,841,192.55	0.0190	1.9034%	178,932.34
5 -	APZACO	20,431,165.47	0.2112	21.1215%	1,985,558.90
6 -	ATLANGATEPEC	279,455.25	0.0029	0.2889%	27,158.26
7 -	BENITO JUAREZ	121,220.00	0.0013	0.1253%	11,780.51
8 -	CALPULALPAN	3,170,932.36	0.0328	3.2781%	308,160.25
9 -	CHIAUTEMPAN	4,244,355.54	0.0439	4.3878%	412,478.57
10 -	CONTLA DE J. C.	772,866.00	0.0080	0.7990%	75,109.32
11 -	CUAPIXTLA	374,681.00	0.0039	0.3873%	36,412.57
12 -	CUAXOMULCO	276,101.00	0.0029	0.2854%	26,832.28
13 -	EL CARMEN TEQUEXQUITLA	755,016.00	0.0078	0.7805%	73,374.61
14 -	EMILIANO ZAPATA	87,918.00	0.0009	0.0909%	8,544.12
15 -	ESPAÑITA	336,593.00	0.0035	0.3480%	32,711.07
16 -	HUAMANTLA	6,016,546.84	0.0622	6.2198%	584,705.17
17 -	HUEYOTLIPAN	366,078.94	0.0038	0.3784%	35,576.59
18 -	IXTACUIXTLA DE M. M.	1,698,258.33	0.0176	1.7556%	165,041.59
19 -	IXTENCO	217,124.34	0.0022	0.2245%	21,100.76
20 -	LA MAGDALENA TLALTELULCO	879,131.81	0.0091	0.9088%	85,436.54
21 -	LAZARO CARDENAS	71,873.00	0.0007	0.0743%	6,984.82
22 -	MAZA TECOCHCO DE J. M. M.	228,009.95	0.0024	0.2357%	22,158.66
23 -	MUÑOZ DE D. A.	122,938.00	0.0013	0.1271%	11,947.47
24 -	NANACAMILPA DE M. A.	1,241,265.54	0.0128	1.2832%	120,629.72
25 -	NATIVITAS	436,505.00	0.0045	0.4513%	42,420.80
26 -	PANOTLA	1,562,542.31	0.0162	1.6153%	151,852.32
27 -	PAPALOTLA DE X.	3,311,589.96	0.0342	3.4235%	321,829.75
28 -	SANCTORUM DE L. C.	445,172.20	0.0046	0.4602%	43,263.10
29 -	SAN DAMIAN TEXLOCC	117,218.18	0.0012	0.1212%	11,391.60
30 -	SAN FCO. TETLANOHCAN	128,263.00	0.0013	0.1326%	12,464.96
31 -	SAN JERONIMO ZACUALPAN	59,796.60	0.0006	0.0618%	5,811.20
32 -	SAN JOSE TEACALCO	72,137.00	0.0007	0.0746%	7,010.48
33 -	SAN JUAN HUACTZINCO	149,212.84	0.0015	0.1543%	14,500.93
34 -	SAN LORENZO AXOCOMANITLA	124,260.00	0.0013	0.1285%	12,075.94
35 -	SAN LUCAS TECOPILO	151,056.00	0.0016	0.1562%	14,680.05
36 -	SAN PABLO DEL MONTE	1,045,845.04	0.0108	1.0812%	101,638.20
37 -	SANTA ANA NOPALUCAN	114,555.55	0.0012	0.1184%	11,132.83
38 -	SANTA APOLONIA TEACALCO	47,768.00	0.0005	0.0494%	4,642.23
39 -	SANTA CATARINA AYOMETLA	174,252.54	0.0018	0.1801%	16,934.36
40 -	SANTA CRUZ QUILEHTLA	225,926.00	0.0023	0.2336%	21,956.13
41 -	SANTA CRUZ TLAXCALA	1,778,008.50	0.0184	1.8381%	172,791.93
42 -	SANTA ISABEL XILOXOTLA	310,287.50	0.0032	0.3208%	30,154.62
43 -	TENANCINGO	419,050.00	0.0043	0.4332%	40,724.47
44 -	TEOLOCHOLCO	1,039,457.63	0.0107	1.0746%	101,017.46
45 -	TEPETITLA DE LARDIZABAL	545,378.10	0.0056	0.5638%	53,001.40
46 -	TEPEYANCO	446,387.68	0.0046	0.4615%	43,381.23
47 -	TERRENATE	355,190.00	0.0037	0.3672%	34,518.38
48 -	TETLA DE LA SOLIDARIDAD	5,001,754.12	0.0517	5.1707%	486,084.72
49 -	TETLA TLAHUCA	79,123.00	0.0008	0.0818%	7,689.40
50 -	TLAXCALA	19,578,222.82	0.2024	20.2397%	1,902,667.51
51 -	TLAXCO	1,437,604.00	0.0149	1.4862%	139,710.45
52 -	TOCATLAN	167,896.66	0.0017	0.1736%	16,316.68
53 -	TOTOLAC	1,735,166.65	0.0179	1.7938%	168,628.44
54 -	TZOMPANTEPEC	692,677.00	0.0072	0.7161%	67,316.33
55 -	XALOZTOC	1,735,166.65	0.0179	1.7938%	168,628.44
56 -	XALTOCAN	707,313.00	0.0073	0.7312%	68,738.69
57 -	XICOHTZINCO	1,305,278.84	0.0135	1.3494%	126,850.72
58 -	YAUHQUEMEHCAN	3,952,263.70	0.0409	4.0858%	384,092.25
59 -	ZACATELCO	1,463,838.50	0.0151	1.5133%	142,260.00
60 -	ZITLALTEPEC DE T. S. S.	280,916.00	0.0029	0.2904%	27,300.22
<b>TOTALES</b>		<b>96,731,749.79</b>	<b>1.0000</b>	<b>100.0000%</b>	<b>9,400,667.20</b>



DETERMINACIÓN DEL FONDO RECAUDATORIO (V)

MONTO DE LA RECAUDACIÓN ESTATAL PARTICIPABLE: 94,006,672.01 25% 23,501,668.00

ENERO - MARZO DE 2019

NO.	MUNICIPIO	DERECHOS DE AGUA		DINAMICA DE CRECIMIENTO C=(A/B)	FACTOR DE DISTRIBUCIÓN D=C/TOTAL C	PARTICIPACIÓN (D*20)
		2017 (A)	2016 (B)			
1	ACUAMANALA DE M. H.	94,088.00	50,016.00	1.8812	2.0595%	484,013.37
2	ATLTZAYANCA	362,219.00	430,387.00	0.8416	0.9214%	216,543.01
3	AMAXAC DE GRO	604,125.00	512,455.00	1.1789	1.2906%	303,321.47
4	APETATITLAN DE A. C.	2,483,345.50	1,201,594.16	2.0667	2.2626%	531,754.80
5	ARZACO	30,927,775.00	28,768,593.30	1.0751	1.1770%	276,606.34
6	ATLANGATEPEC	204,751.00	273,040.00	0.7499	0.8210%	192,944.25
7	BENITO JUAREZ	476,055.00	492,578.00	0.9665	1.0581%	248,664.73
8	CALPULALPAN	8,126,219.50	8,220,521.00	0.9885	1.0822%	254,343.88
9	CHIAUTEMPAN	13,446,658.22	12,977,077.83	1.0362	1.1344%	266,605.76
10	CONTLA DE J. C.	939,723.00	520,913.00	1.8040	1.9750%	464,158.96
11	CUAPAXTLA	680,249.50	740,190.00	0.9190	1.0061%	236,459.68
12	CUAXOMULCO	769,104.50	218,330.00	3.5227	3.8566%	906,366.86
13	EL CARMEN TEQUEYQUITLA	713,232.22	399,159.00	1.7868	1.9562%	459,745.10
14	EMILIANO ZAPATA	194,767.50	167,575.00	1.1623	1.2724%	299,046.92
15	ESPAÑITA	999,676.00	848,695.00	1.1779	1.2896%	303,067.73
16	HUAMANTLA	24,062,117.86	16,736,619.50	1.4377	1.5740%	369,911.80
17	HUEYOTLIPAN	2,175,933.08	1,359,580.51	1.6004	1.7522%	411,787.05
18	IXTACUIXTLA DE M. M.	301,480.00	301,480.00	1.0000	1.0948%	257,295.43
19	IXTENCO	1,266,681.36	1,486,227.50	0.8523	0.9331%	219,287.65
20	LA MAGDALENA TLALTELULCO	1,029,941.00	689,364.58	1.4940	1.6357%	384,410.69
21	LAZARO CARDENAS	190,809.49	112,905.00	1.6900	1.8502%	434,829.37
22	MAZATECOCHCO DE J. M. M.	778,713.00	402,693.00	1.9338	2.1171%	497,548.50
23	MUÑOZ DE D. A.	136,760.00	365,461.85	0.3742	0.4097%	96,282.89
24	NANACAMILPA DE M. A.	3,554,945.65	2,020,499.00	1.7594	1.9262%	452,695.74
25	NATIVITAS	1,022,015.00	142,082.00	7.1931	7.8750%	1,850,760.78
26	PANOTLA	1,462,818.73	820,665.00	1.7825	1.9515%	458,623.90
27	PAPALOTLA DE X.	977,204.00	973,448.50	1.0039	1.0990%	258,288.06
28	SANCTORUM DE L. C.	402,227.12	332,945.00	1.2081	1.3226%	310,835.73
29	SAN DAMIAN TEXOLOCO	554,791.00	514,056.00	1.0792	1.1816%	277,684.13
30	SAN FCO. TETLANOHCAN	938,104.00	953,365.00	0.9840	1.0773%	253,176.77
31	SAN JERONIMO ZACUALPAN	210,450.00	329,805.90	0.6381	0.6986%	164,180.88
32	SAN JOSE TEACALCO	495,498.00	678,822.50	0.7299	0.7991%	187,809.59
33	SAN JUAN HUACTZINCO	325,825.00	388,845.00	0.8379	0.9174%	215,595.63
34	SAN LORENZO AXOCOMANITLA	196,840.00	191,300.00	1.0290	1.1265%	264,746.64
35	SAN LUCAS TECOPILCO	339,435.00	190,740.00	1.7796	1.9483%	457,874.99
36	SAN PABLO DEL MONTE	5,982,649.00	4,678,325.50	1.2788	1.4000%	329,029.75
37	SANTA ANA NOPALUCAN	374,615.00	121,180.00	3.0914	3.3844%	795,401.29
38	SANTA APOLONIA TEACALCO	701,600.00	149,147.00	4.7041	5.1500%	1,210,339.30
39	SANTA CATERINA AYOMETLA	260,484.50	243,755.00	1.0686	1.1699%	274,954.25
40	SANTA CRUZ QUILIHUATLA	464,592.00	159,572.52	2.9115	3.1875%	749,110.19
41	SANTA CRUZ TLAXCALA	542,823.00	293,000.00	1.8526	2.0283%	476,675.36
42	SANTA ISABEL XILOXOXTLA	801,542.00	475,444.00	1.6859	1.8457%	433,769.48
43	TENANCOINGO	472,790.00	359,520.00	1.3151	1.4397%	338,358.67
44	TEOLOCHOLCO	1,507,481.15	1,214,310.00	1.2414	1.3591%	319,414.33
45	TEPETITLA DE LA RDIZABAL	506,684.63	608,479.00	0.8327	0.9116%	214,251.67
46	TEPEYANCO	284,184.00	179,288.00	1.5851	1.7353%	407,831.23
47	TERRENA TE	715,567.00	141,544.00	5.0554	5.5347%	1,300,741.26
48	TETLA DE LA SOLIDARIDAD	1,546,316.27	1,772,654.01	0.8723	0.9550%	224,443.19
49	TETLA TLAHUCA	432,960.00	672,936.00	0.6434	0.7044%	165,541.20
50	TLAXCALA	41,151,201.19	44,625,525.00	0.9221	1.0096%	237,263.68
51	TLAXCO	1,157,244.00	1,276,157.50	0.9068	0.9928%	233,320.41
52	TOCATLAN	264,151.01	175,362.00	1.5063	1.6491%	387,568.85
53	TOTOLAC	931,275.50	1,001,432.00	0.9299	1.0181%	239,270.30
54	TZOMPANTEPEC	811,949.00	1,405,779.00	0.5776	0.6323%	148,608.54
55	XALAZTOC	1,245,689.00	1,101,340.50	1.1311	1.2383%	291,018.17
56	XALTOCAN	444,678.50	1,267,775.00	0.3508	0.3840%	90,247.68
57	XICOHTZINCO	814,331.78	932,416.00	0.8734	0.9561%	224,710.70
58	YAUHQUEMEHCAN	3,143,358.30	2,072,467.00	1.5167	1.6605%	390,245.89
59	ZACATELCO	5,092,783.57	3,379,735.00	1.5069	1.6497%	387,707.90
60	ZITLALTEPEC DE T. S. S.	145,960.37	103,010.00	1.4170	1.5513%	364,575.64
<b>TOTALES</b>		<b>171,241,489.00</b>	<b>153,222,184.16</b>	<b>91.3412</b>	<b>100.0000%</b>	<b>23,501,668.00</b>



DETERMINACIÓN DEL FONDO DE ESTABILIZACION (VI)

MONTO DE LA RECAUDACIÓN ESTATAL PART 94,006,672.01 10% 9,400,667.20

ENERO - MARZO DE 2019

NO.	MUNICIPIO	DERECHOS DE AGUA 2017 (A)	DINAMICA DE CRECIMIENTO B=(A/TOTAL A)	FACTOR DE DISTRIBUCIÓN C=(B/TOTAL B)	PARTICIPACIÓN D=(C* REC. ESTATAL)
1-	ACUAMANALA DE M. H.	94,088.00	0.0005	0.0549%	5,165.16
2-	ATLIZAYANCA	362,219.00	0.0021	0.2115%	19,884.79
3-	AMAXAC DE GRO	604,125.00	0.0035	0.3528%	33,164.73
4-	APETA TITLAN DE A. C.	2,483,345.50	0.0145	1.4502%	136,328.55
5-	APIZACO	30,927,775.00	0.1806	18.0609%	1,697,846.25
6-	ATLANGA TEPEC	204,751.00	0.0012	0.1196%	11,240.24
7-	BENITO JUAREZ	476,055.00	0.0028	0.2780%	26,134.06
8-	CALPULALPAN	8,126,219.50	0.0475	4.7455%	446,106.17
9-	CHIAUTEMPAN	13,446,658.22	0.0785	7.8525%	738,183.02
10-	CONTLA DE J. C.	939,723.00	0.0055	0.5488%	51,588.10
11-	CUAPAXTLA	680,249.50	0.0040	0.3972%	37,343.75
12-	CUAXOMULCO	769,104.50	0.0045	0.4491%	42,221.63
13-	EL CARMEN TEQUEXQUITLA	713,232.22	0.0042	0.4165%	39,154.41
14-	EMILIANO ZAPATA	194,767.50	0.0011	0.1137%	10,692.18
15-	ESPAÑITA	999,676.00	0.0058	0.5838%	54,879.35
16-	HUAMANTLA	24,062,117.86	0.1405	14.0516%	1,320,941.34
17-	HUEYOTLIPAN	2,175,933.08	0.0127	1.2707%	119,452.49
18-	IXTACUIXTLA DE M. M.	301,480.00	0.0018	0.1761%	16,550.39
19-	XTENCO	1,266,681.36	0.0074	0.7397%	69,537.18
20-	LA MAGDALENA TLALTELULCO	1,029,941.00	0.0060	0.6015%	56,540.81
21-	LAZARO CARDENAS	190,809.49	0.0011	0.1114%	10,474.89
22-	MAZATECOCHCO DE J. M. M.	778,713.00	0.0045	0.4547%	42,749.11
23-	MUNOZ DE D. A.	136,760.00	0.0008	0.0799%	7,507.73
24-	NANACAMILPA DE M. A.	3,554,945.65	0.0208	2.0760%	195,156.33
25-	NATIVITAS	1,022,015.00	0.0060	0.5968%	56,105.70
26-	PANOTLA	1,462,818.73	0.0085	0.8542%	80,304.56
27-	PAPALOTLA DE X.	977,204.00	0.0057	0.5707%	53,645.70
28-	SANCTORUM DE L. C.	402,227.12	0.0023	0.2349%	22,081.12
29-	SAN DAMIAN TEXCOCO	554,791.00	0.0032	0.3240%	30,456.44
30-	SAN FCO. TETLANOHCAN	938,104.00	0.0055	0.5478%	51,499.22
31-	SAN JERONIMO ZACUALPAN	210,450.00	0.0012	0.1229%	11,553.10
32-	SAN JOSE TEACALCO	495,498.00	0.0029	0.2894%	27,201.42
33-	SAN JUAN HUACTZINCO	325,825.00	0.0019	0.1903%	17,886.86
34-	SAN LORENZO AXOCOMANITLA	196,840.00	0.0011	0.1149%	10,805.95
35-	SAN LUCAS TECOPILCO	339,435.00	0.0020	0.1982%	18,634.01
36-	SAN PABLO DEL MONTE	5,982,649.00	0.0349	3.4937%	328,430.29
37-	SANTA ANA NOPALUCAN	374,615.00	0.0022	0.2188%	20,565.29
38-	SANTA APOLONIA TEACALCO	701,600.00	0.0041	0.4097%	38,515.83
39-	SANTA CATARINA AYOMETLA	260,484.50	0.0015	0.1521%	14,299.85
40-	SANTA CRUZ QUILEHTLA	464,592.00	0.0027	0.2713%	25,504.77
41-	SANTA CRUZ TLAXCALA	542,823.00	0.0032	0.3170%	29,799.43
42-	SANTA ISABEL XILOXOTLA	801,542.00	0.0047	0.4681%	44,002.36
43-	TENANCOINGO	472,790.00	0.0028	0.2761%	25,954.82
44-	TEOLOCHOLCO	1,507,481.15	0.0088	0.8803%	82,756.40
45-	TEPETITLA DE LARDIZABAL	506,684.63	0.0030	0.2959%	27,815.53
46-	TEPEYANCO	284,184.00	0.0017	0.1660%	15,600.89
47-	TERRENA TE	715,567.00	0.0042	0.4179%	39,282.58
48-	TETLA DE LA SOLIDARIDAD	1,546,316.27	0.0090	0.9030%	84,888.33
49-	TETLA TLAHUCA	432,960.00	0.0025	0.2528%	23,768.26
50-	TLAXCALA	41,151,201.19	0.2403	24.0311%	2,259,083.06
51-	TLAXCO	1,157,244.00	0.0068	0.6758%	63,529.38
52-	TOCATLAN	264,151.01	0.0015	0.1543%	14,501.13
53-	TOTOLAC	931,275.50	0.0054	0.5438%	51,124.36
54-	TZOMPANTEPEC	811,949.00	0.0047	0.4742%	44,573.67
55-	XALLOZTOC	1,245,689.00	0.0073	0.7274%	68,384.76
56-	XALTOCAN	444,678.50	0.0026	0.2597%	24,411.58
57-	XICOHTZINCO	814,331.78	0.0048	0.4755%	44,704.48
58-	YAUHQUEMEHCAN	3,143,358.30	0.0184	1.8356%	172,561.37
59-	ZACATELCO	5,092,783.57	0.0297	2.9740%	279,579.23
60-	ZITLALTEPEC DE T. S. S.	145,960.37	0.0009	0.0852%	8,012.81
<b>TOTALES</b>		<b>171,241,489.00</b>	<b>1.0000</b>	<b>100.0000%</b>	<b>9,400,667.20</b>





TLX					
CONCILIACIÓN DE PARTICIPACIONES A MUNICIPIOS ENERO - MARZO 2019					
NO.	MUNICIPIO	TOTAL DE PARTICIPACIONES FORMULA	TOTAL DE PARTICIPACIONES CALENDARIO	AJUSTE DE ENEMAR DE 2019	%
1.-	ACUAMANALA DE M. H.	4,477,723.94	3,489,052.98	988,670.96	28.34%
2.-	ATLTZAYANCA	9,187,974.38	6,232,444.78	2,955,529.60	47.42%
3.-	AMAXAC DE GRO.	5,459,702.74	4,354,079.88	1,105,622.86	25.39%
4.-	APETATILAN DE A. C.	7,160,055.56	5,589,438.24	1,570,617.32	28.10%
5.-	APIZACO	28,937,137.09	23,212,310.41	5,724,826.68	24.66%
6.-	ATLANGATEPEC	5,406,755.04	4,534,957.69	871,797.35	19.22%
7.-	BENITO JUAREZ	4,393,509.39	3,562,404.12	831,105.27	23.33%
8.-	CALPULALPAN	13,833,163.67	11,544,967.07	2,288,196.60	19.82%
9.-	CHIAUTEMPAN	18,429,885.26	15,377,207.11	3,052,678.15	19.85%
10.-	CONTLA DE J. C.	10,307,204.19	8,485,823.87	1,821,380.32	21.46%
11.-	CUAPIXTLA	6,309,674.46	5,350,060.72	959,613.74	17.94%
12.-	CUAXOMULCO	5,635,939.87	4,026,602.41	1,609,337.46	39.97%
13.-	EL CARMEN TEQUEXQUITLA	6,861,019.04	5,519,224.33	1,341,794.71	24.31%
14.-	EMILIANO ZAPATA	3,966,848.86	3,198,230.99	768,617.87	24.03%
15.-	ESPAÑITA	5,912,959.80	4,106,023.61	1,806,936.19	44.01%
16.-	HUAMANTLA	23,552,518.64	19,325,580.40	4,226,938.24	21.87%
17.-	HUEYOTLIPAN	6,561,025.90	5,366,551.86	1,194,474.04	22.26%
18.-	XTACUXTLA DE M. M.	10,493,956.13	8,969,902.99	1,524,053.14	16.99%
19.-	XTENCO	5,111,426.53	4,302,669.79	808,756.74	18.80%
20.-	LA MAGDALENA TLALTTELULCO	6,993,042.59	5,623,657.94	1,369,384.65	24.35%
21.-	LAZARO CARDENAS	4,697,320.21	3,530,408.52	1,166,911.69	33.05%
22.-	MAZATECOCHCO DE J. M. M.	5,597,784.90	4,339,093.08	1,258,691.82	29.01%
23.-	MUÑOZ DE D. A.	3,859,553.81	3,378,968.17	480,585.64	14.22%
24.-	NANACAMILPA DE M. A.	7,681,789.31	6,117,715.10	1,564,074.21	25.57%
25.-	NATIVITAS	10,092,367.38	7,226,982.72	2,865,384.66	39.65%
26.-	PANOTLA	9,125,352.32	7,357,278.40	1,768,073.92	24.03%
27.-	PAPALOTLA DE X.	9,666,491.93	8,048,448.68	1,618,043.25	20.10%
28.-	SANCTORUM DE L. C.	5,182,801.12	4,242,494.79	940,306.33	22.16%
29.-	SAN DAMIAN TEXOLOC	4,729,814.45	3,733,551.66	996,262.79	26.68%
30.-	SAN FCO. TETLANOHCAN	5,565,921.37	4,625,663.21	940,258.16	20.33%
31.-	SAN JERONIMO ZACUALPAN	4,184,204.69	3,669,274.28	514,930.41	14.03%
32.-	SAN JOSE TEACALCO	4,411,186.46	3,753,987.25	657,199.21	17.51%
33.-	SAN JUAN HUACTZINCO	4,632,399.49	3,760,979.38	871,420.11	23.17%
34.-	SAN LORENZO AXOCOMANITLA	4,223,963.51	3,356,984.76	866,978.75	25.83%
35.-	SAN LUCAS TECOUILCO	4,261,244.01	3,214,736.24	1,046,507.77	32.55%
36.-	SAN PABLO DEL MONTE	16,511,153.10	14,043,318.97	2,467,834.13	17.57%
37.-	SANTA ANA NOPALUCAN	5,701,496.48	4,028,461.06	1,673,035.42	41.53%
38.-	SANTA APOLONIA TEACALCO	5,226,572.22	3,326,079.52	1,900,492.70	57.14%
39.-	SANTA CATARINA AYOMETLA	5,096,276.58	4,124,947.20	971,329.38	23.55%
40.-	SANTA CRUZ QUILEHTLA	5,185,563.77	3,684,936.61	1,500,627.16	40.72%
41.-	SANTA CRUZ TLAXCALA	7,303,322.74	5,772,165.30	1,531,157.44	26.53%
42.-	SANTA ISABEL XILOXOTLA	4,257,961.44	3,364,507.11	893,454.33	26.56%
43.-	TENANCINGO	6,036,475.62	4,770,031.40	1,266,444.22	26.55%
44.-	TEOLOCHOLCO	7,792,735.49	6,431,693.94	1,361,041.55	21.16%
45.-	TEPETITLA DE LARDIZABAL	7,070,409.64	5,818,655.12	1,251,754.52	21.51%
46.-	TEPEYANCO	5,561,150.74	4,473,683.21	1,087,467.53	24.31%
47.-	TERRENATE	7,427,358.47	5,084,701.94	2,342,656.53	46.07%
48.-	TETLA DE LA SOLIDARIDAD	9,987,365.63	8,197,127.25	1,790,238.38	21.84%
49.-	TETLATLAHUCA	5,508,883.16	4,666,035.11	842,848.05	18.06%
50.-	TLAXCALA	33,080,639.37	26,813,606.65	6,267,032.72	23.37%
51.-	TLAXCO	11,449,294.18	9,795,158.40	1,654,135.78	16.89%
52.-	TOCATLÁN	4,382,082.98	3,544,612.50	837,470.48	23.63%
53.-	TOTOLAC	8,020,246.99	6,791,027.72	1,229,219.27	18.10%
54.-	TZOMPANTEPEC	7,061,716.44	6,118,117.32	943,599.12	15.42%
55.-	XALOZTOC	8,150,465.08	6,820,051.35	1,330,413.73	19.51%
56.-	XALTOCAN	5,223,983.88	4,594,463.69	629,520.19	13.70%
57.-	XICOHTZINCO	5,954,731.43	4,936,671.01	1,018,060.42	20.62%
58.-	YAUHQUEMEHCAN	10,595,675.20	8,508,901.29	2,086,773.91	24.52%
59.-	ZACATELCO	11,773,025.20	9,919,617.00	1,853,408.20	18.68%
60.-	ZITLALTEPEC DE T. S. S.	5,071,836.82	4,171,140.59	900,696.23	21.59%
<b>TOTAL</b>		<b>486,334,140.70</b>	<b>392,327,468.69</b>	<b>94,006,672.01</b>	<b>23.96%</b>




DETERMINACIÓN DE PARTICIPACION DE INGRESO POR  
FONDO DE COMPENSACIÓN  
ENERO - MARZO DE 2019




PARTICIPACIONES FEDERALES	INGRESOS ENE-MAR 2019	PORCENTAJE A REPARTIR	A MUNICIPIOS
FONDO DE COMPENSACION	122,397,723.00	20.00%	24,479,544.60
TOTAL	122,397,723.00		24,479,544.60




 <b>DETERMINACIÓN EN BASE A POBLACIÓN (I)</b> <b>DISTRIBUCIÓN DEL FONDO DE COMPENSACIÓN</b> 24,479,544.60      70%      17,135,681.22 <b>ENERO - MARZO DE 2019</b>					
NO.	MUNICIPIO	POBLACION	% DE	MONTO A	MONTO
		INTERCENSAL 2015	DISTRIBUCIÓN	DISTRIBUIR	PARTICIPABLE
1.	ACUAMANALA DE M. H.	5,925	0.465492%	17,135,681.22	79,765.21
2.	ATLTZAYANCA	17,173	1.349180%	17,135,681.22	231,191.22
3.	AMAXAC DE GRO.	11,144	0.875518%	17,135,681.22	150,025.91
4.	APETA TITLAN DE A. C.	15,271	1.199751%	17,135,681.22	205,585.58
5.	APIZACO	78,624	6.177019%	17,135,681.22	1,058,474.27
6.	ATLANGATEPEC	6,597	0.518287%	17,135,681.22	88,812.00
7.	BENITO JUAREZ	6,038	0.474370%	17,135,681.22	81,286.47
8.	CALPULALPAN	48,385	3.801321%	17,135,681.22	651,382.24
9.	CHIAUTEMPAN	70,011	5.500347%	17,135,681.22	942,521.90
10.	CONTLA DE J. C.	38,330	3.011360%	17,135,681.22	516,016.98
11.	CUAPIXTLA	15,337	1.204937%	17,135,681.22	206,474.10
12.	CJAXOMULCO	5,272	0.414190%	17,135,681.22	70,974.21
13.	EL CARMEN TEQUEXQUITLA	17,259	1.355937%	17,135,681.22	232,349.00
14.	EMILIANO ZAPATA	4,561	0.358331%	17,135,681.22	61,402.39
15.	ESPAÑITA	8,668	0.680993%	17,135,681.22	116,692.80
16.	HUAMANTLA	92,887	7.297578%	17,135,681.22	1,250,489.67
17.	HUEYOTLIPAN	14,575	1.145071%	17,135,681.22	196,215.69
18.	IXTACUIXTLA DE M. M.	38,324	3.010888%	17,135,681.22	515,936.20
19.	IXTENCO	7,080	0.556233%	17,135,681.22	95,314.38
20.	LA MAGDALENA TLALTELULCO	18,873	1.482739%	17,135,681.22	254,077.44
21.	LAZARO CARDENAS	3,103	0.243784%	17,135,681.22	41,774.09
22.	MAZATECOCHCO DE J. M. M.	10,901	0.856427%	17,135,681.22	146,754.53
23.	MUÑOZ DE D. A.	4,679	0.367601%	17,135,681.22	62,990.96
24.	NANACAMILPA DE M. A.	18,115	1.423188%	17,135,681.22	243,872.88
25.	NATIVITAS	25,053	1.968265%	17,135,681.22	337,275.59
26.	PANOTLA	27,154	2.133328%	17,135,681.22	365,560.27
27.	PAPALOTLA DE X.	30,364	2.385518%	17,135,681.22	408,774.84
28.	SANCTORUM DEL C.	9,490	0.745573%	17,135,681.22	127,758.96
29.	SAN DAMIAN TEXOLOC	5,569	0.437523%	17,135,681.22	74,972.57
30.	SAN FCO. TETLANOHCAN	10,910	0.857134%	17,135,681.22	146,875.69
31.	SAN JERONIMO ZACUALPAN	3,767	0.295951%	17,135,681.22	50,713.17
32.	SAN JOSE TEACALCO	5,923	0.465335%	17,135,681.22	79,738.29
33.	SAN JUAN HUACZINCO	7,511	0.590094%	17,135,681.22	101,116.71
34.	SAN LORENZO AXOCOMANITLA	5,618	0.441373%	17,135,681.22	75,632.23
35.	SAN LUCAS TECOILCO	3,131	0.245984%	17,135,681.22	42,151.03
36.	SAN PABLO DEL MONTE	77,242	6.068443%	17,135,681.22	1,039,869.12
37.	SANTA ANA NOPALUCAN	7,773	0.610678%	17,135,681.22	104,643.88
38.	SANTA APOLONIA TEACALCO	4,559	0.358173%	17,135,681.22	61,375.46
39.	SANTA CATARINA AYOMETLA	8,817	0.692699%	17,135,681.22	118,698.71
40.	SANTA CRUZ QUILEHTLA	7,169	0.563226%	17,135,681.22	96,512.54
41.	SANTA CRUZ TLAXCALA	20,242	1.590293%	17,135,681.22	272,507.58
42.	SANTA ISABEL XILOXOTLA	4,992	0.392192%	17,135,681.22	67,204.72
43.	TENANCINGO	12,834	1.008291%	17,135,681.22	172,777.51
44.	TEOLOCHOLCO	24,380	1.915391%	17,135,681.22	328,215.34
45.	TEPETITLA DE LARDIZABAL	21,060	1.654559%	17,135,681.22	283,519.89
46.	TEPEYANCO	12,047	0.946461%	17,135,681.22	162,182.53
47.	TERRENATE	14,746	1.158505%	17,135,681.22	198,517.78
48.	TETLA DE LA SOLIDARIDAD	32,613	2.562209%	17,135,681.22	439,051.96
49.	TETLATLAHUCA	13,414	1.053858%	17,135,681.22	180,585.75
50.	TLAXCALA	95,051	7.467590%	17,135,681.22	1,279,622.48
51.	TLAXCO	42,536	3.341800%	17,135,681.22	572,640.18
52.	TOCATLAN	5,843	0.459050%	17,135,681.22	78,661.29
53.	TOTOLAC	21,814	1.713796%	17,135,681.22	293,670.61
54.	TZOMPANTEPEC	16,359	1.285229%	17,135,681.22	220,232.76
55.	XALOZTOC	23,905	1.878073%	17,135,681.22	321,820.66
56.	XALTOCAN	10,263	0.806303%	17,135,681.22	138,165.46
57.	XICOHTZINCO	13,629	1.070749%	17,135,681.22	183,480.18
58.	YA UHQUEMHCAN	38,296	3.008688%	17,135,681.22	515,559.25
59.	ZACATELCO	42,686	3.353585%	17,135,681.22	574,659.55
60.	ZITLALTEPEC DE T. S. S.	8,955	0.703541%	17,135,681.22	120,556.54
<b>TOTAL</b>		<b>1,272,847</b>	<b>100.00%</b>	<b>1,028,140,873.20</b>	<b>17,135,681.22</b>


<p style="text-align: center;"><b>TLX</b> DETERMINACIÓN DEL FONDO RECAUDATORIO PREDIAL 10% (II)</p> <p style="text-align: center;">DISTRIBUCIÓN DEL FONDO DE COMPENSACIÓN <span style="float: right;">24,479,544.60</span> <span style="float: right;">2,447,954.46</span></p> <p style="text-align: center;">ENERO - MARZO DE 2019</p>						
NO.	MUNICIPIO	PREDIAL DE 2017 (A)	PREDIAL DE 2016 (B)	DINAMICA DE CRECIMIENTO C=(A/B)	FACTOR DE DISTRIBUCIÓN D=C/TOTAL C	PARTICIPACIÓN F=(D*G5)
1.-	ACUAMANALA DE M. H.	429,588.80	390,932.00	1.0989	1.1776%	28,828.22
2.-	ATLIZAYANCA	976,059.00	109,773.00	8.8916	9.5289%	233,263.40
3.-	AMAXAC DE GRO.	596,298.50	373,993.50	1.5944	1.7087%	41,827.87
4.-	APETA TLILAN DE A. C.	1,841,192.55	1,334,975.20	1.3792	1.4780%	36,181.96
5.-	ARZACO	20,431,165.47	12,420,026.47	1.6450	1.7629%	43,155.55
6.-	ATLANGA TEPEC	279,455.25	153,922.00	1.8156	1.9457%	47,629.68
7.-	BENITO JUAREZ	121,220.00	85,246.00	1.4220	1.5239%	37,304.94
8.-	CALPULALPAN	3,170,932.36	2,506,601.40	1.2650	1.3557%	33,186.98
9.-	CHIAUTEMPAN	4,244,355.54	3,193,783.22	1.3289	1.4242%	34,863.61
10.-	CONTLA DE J. C.	772,866.00	486,132.00	1.5898	1.7038%	41,707.68
11.-	CUAPAXTLA	374,681.00	377,438.00	0.9927	1.0638%	26,042.47
12.-	CUAXOMULCO	276,101.00	141,745.00	1.9479	2.0875%	51,100.63
13.-	EL CARMEN TEQUEXQUITLA	755,016.00	565,994.00	1.3340	1.4296%	34,995.35
14.-	EMILIANO ZAPATA	87,918.00	73,373.00	1.1982	1.2841%	31,434.57
15.-	ESPAÑITA	336,593.00	71,536.00	4.7052	5.0425%	123,437.32
16.-	HUAMANTLA	6,016,546.84	4,995,075.15	1.2045	1.2908%	31,598.85
17.-	HUEYOTLIPAN	366,078.94	361,620.00	1.0123	1.0849%	26,557.57
18.-	IXTACUIXTLA DE M. M.	1,698,258.33	1,644,267.79	1.0328	1.1069%	27,095.51
19.-	IXTENCO	217,124.34	184,376.00	1.1776	1.2620%	30,893.72
20.-	LA MAGDALENA TLALTELULCO	879,131.81	594,707.82	1.4783	1.5842%	38,780.77
21.-	LAZARO CARDENAS	71,873.00	29,072.50	2.4722	2.6494%	64,855.89
22.-	MAZATECOCHCO DE J. M. M.	228,009.95	144,602.00	1.5768	1.6898%	41,366.19
23.-	MUÑOZ DE D. A.	122,938.00	147,451.39	0.8338	0.8935%	21,872.75
24.-	NANACAMILPA DE M. A.	1,241,265.54	865,246.50	1.4346	1.5374%	37,634.91
25.-	NAUVITAS	436,505.00	296,057.00	1.4744	1.5801%	38,679.42
26.-	PANOTLA	1,562,542.31	845,327.70	1.8484	1.9809%	48,492.30
27.-	PAPALOTLA DE X.	3,311,589.96	2,661,104.95	1.2444	1.3336%	32,646.80
28.-	SANCTORUM DEL C.	445,172.20	381,281.00	1.1676	1.2513%	30,630.14
29.-	SAN DAMIAN TEXCOC	117,218.18	57,707.50	2.0312	2.1768%	53,287.92
30.-	SAN FCO. TETLANOHCAN	128,263.00	100,033.50	1.2822	1.3741%	33,637.37
31.-	SAN JERONIMO ZACUALPAN	59,796.60	70,203.00	0.8518	0.9128%	22,345.34
32.-	SAN JOSE TEACALCO	72,137.00	71,872.00	1.0037	1.0756%	26,330.82
33.-	SAN JUAN HUACZINCO	149,212.84	94,541.50	1.5783	1.6914%	41,404.71
34.-	SAN LORENZO AXOCOMANTLA	124,260.00	77,795.00	1.5973	1.7118%	41,903.06
35.-	SAN LUCAS TECORILCO	151,056.00	83,134.00	1.8170	1.9473%	47,667.83
36.-	SAN PABLO DEL MONTE	1,045,845.04	1,108,319.00	0.9436	1.0113%	24,755.32
37.-	SANTA ANA NOPALUCAN	114,555.55	45,420.26	2.5221	2.7029%	66,165.65
38.-	SANTA APOLONIA TEACALCO	47,768.00	23,198.00	2.0591	2.2067%	54,019.75
39.-	SANTA CATERINA AYOMETLA	174,252.54	106,443.00	1.6371	1.7544%	42,946.53
40.-	SANTA CRUZ QUILEHTLA	225,926.00	113,639.50	1.9881	2.1306%	52,155.84
41.-	SANTA CRUZ TLAXCALA	1,778,008.50	1,258,223.00	1.4131	1.5144%	37,071.68
42.-	SANTA ISABEL XILOXOTLA	310,287.50	341,104.00	0.9097	0.9749%	23,864.02
43.-	TENANCOINGO	419,050.00	202,562.50	2.0687	2.2170%	54,271.63
44.-	TEOLOCHOLCO	1,039,457.63	951,959.28	1.0919	1.1702%	28,645.37
45.-	TEPETITLA DE LARDIZABAL	545,378.10	317,052.15	1.7202	1.8434%	45,126.65
46.-	TEPEYANCO	446,387.68	389,526.00	1.1460	1.2281%	30,063.66
47.-	TERRENA TE	355,190.00	146,566.00	2.4234	2.5971%	63,576.05
48.-	TETLA DE LA SOLIDARIDAD	5,001,754.12	4,468,482.71	1.1193	1.1996%	29,364.89
49.-	TETLA TLAHUCA	79,123.00	72,775.50	1.0872	1.1651%	28,522.24
50.-	TLAXCALA	19,578,222.82	18,671,125.00	1.0486	1.1237%	27,508.62
51.-	TLAXCO	1,437,604.00	1,109,617.86	1.2956	1.3884%	33,988.49
52.-	TOCATLÁN	167,896.66	177,274.00	0.9471	1.0150%	24,846.38
53.-	TOTOLAC	1,735,166.65	1,712,104.32	1.0135	1.0861%	26,587.47
54.-	TZOMPANTEPEC	692,677.00	628,801.00	1.1016	1.1805%	28,899.05
55.-	XALCOTOC	1,735,166.65	1,812,370.01	0.9574	1.0260%	25,116.57
56.-	XALTOCAN	707,313.00	1,149,815.00	0.6152	0.6592%	16,138.00
57.-	XICOHTZINCO	1,305,278.84	1,275,454.00	1.0234	1.0967%	26,847.54
58.-	YAUHQUEMEHCAN	3,952,263.70	3,129,626.00	1.2628	1.3533%	33,129.26
59.-	ZACATELCO	1,463,838.50	2,348,003.00	0.6234	0.6681%	16,355.38
60.-	ZITLALTEPEC DE T. S. S.	280,916.00	290,755.00	0.9662	1.0354%	25,346.34
<b>TOTALES</b>		<b>96,731,749.79</b>	<b>77,841,219.18</b>	<b>93.3120</b>	<b>100.0000%</b>	<b>2,447,954.46</b>


<b>TLX</b> <small>SDF</small> DETERMINACIÓN DEL FONDO NIVEL PREDIAL 5% (III) DISTRIBUCIÓN DEL FONDO DE COMPENSACIÓN 24,479,544.60 1,223,977.23 ENERO - MARZO DE 2019					
NO.	MUNICIPIO	PREDIAL DE 2017 (A)	DINAMICA DE CRECIMIENTO B=(A/A)	FACTOR DE DISTRIBUCIÓN C=B/TOTALB	PARTICIPACIÓN D=C*F5
1-	ACUAMANALA DE M. H.	429,588.80	0.0044	0.4441%	5,435.72
2-	ATLIZAYANCA	976,059.00	0.0101	1.0090%	12,350.38
3-	AMAXAC DE GRO.	596,298.50	0.0062	0.6164%	7,545.15
4-	APETATITLAN DE A. C.	1,841,192.55	0.0190	1.9034%	23,297.19
5-	APIZACO	20,431,165.47	0.2112	21.1215%	258,521.96
6-	ATLANGATEPEC	279,455.25	0.0029	0.2889%	3,536.04
7-	BENITO JUAREZ	121,220.00	0.0013	0.1253%	1,533.83
8-	CALPULALPAN	3,170,932.36	0.0328	3.2781%	40,122.80
9-	CHIAUTEMPAN	4,244,355.54	0.0439	4.3878%	53,705.16
10-	CONTLA DE J. C.	772,866.00	0.0080	0.7990%	9,779.32
11-	CUAPAXTLA	374,681.00	0.0039	0.3873%	4,740.96
12-	CUAXOMULCO	276,101.00	0.0029	0.2854%	3,493.59
13-	EL CARMEN TEQUEXQUITLA	755,016.00	0.0078	0.7805%	9,553.45
14-	EMILIANO ZAPATA	87,918.00	0.0009	0.0909%	1,112.45
15-	ESPAÑITA	336,593.00	0.0035	0.3480%	4,259.02
16-	HUAMANTLA	6,016,546.84	0.0622	6.2198%	76,129.26
17-	HUEYOTLIPAN	366,078.94	0.0038	0.3784%	4,632.11
18-	IXTACUIXTLA DE M. M.	1,698,258.33	0.0176	1.7556%	21,488.60
19-	IXTENCO	217,124.34	0.0022	0.2245%	2,747.34
20-	LA MAGDALENA TLALTELULCO	879,131.81	0.0091	0.9088%	11,123.93
21-	LAZARO CARDENAS	71,873.00	0.0007	0.0743%	909.43
22-	MAZA TECOCHCO DE J. M. M.	228,009.95	0.0024	0.2357%	2,885.08
23-	MUÑOZ DE D. A.	122,938.00	0.0013	0.1271%	1,555.57
24-	NANACAMILPA DE M. A.	1,241,265.54	0.0128	1.2832%	15,706.12
25-	NATIVITAS	436,505.00	0.0045	0.4513%	5,523.23
26-	PANOTLA	1,562,542.31	0.0162	1.6153%	19,771.34
27-	PAPALOTLA DE X.	3,311,589.96	0.0342	3.4235%	41,902.59
28-	SANCTORUM DE L. C.	445,172.20	0.0046	0.4602%	5,632.90
29-	SAN DAMIAN TEXOLOC	117,218.18	0.0012	0.1212%	1,483.20
30-	SAN FCO. TETLANOHCAN	128,263.00	0.0013	0.1326%	1,622.95
31-	SAN JERONIMO ZAQUALPAN	59,796.60	0.0006	0.0618%	756.63
32-	SAN JOSE TEACALCO	72,137.00	0.0007	0.0746%	912.77
33-	SAN JUAN HUACTZINCO	149,212.84	0.0015	0.1543%	1,888.04
34-	SAN LORENZO AXOCOMANITLA	124,260.00	0.0013	0.1285%	1,572.30
35-	SAN LUCAS TECOPILCO	151,056.00	0.0016	0.1562%	1,911.36
36-	SAN PABLO DEL MONTE	1,045,845.04	0.0108	1.0812%	13,233.41
37-	SANTA ANA NOPALUCAN	114,555.55	0.0012	0.1184%	1,449.51
38-	SANTA APOLONIA TEACALCO	47,768.00	0.0005	0.0494%	604.42
39-	SANTA CATARINA AYOMETLA	174,252.54	0.0018	0.1801%	2,204.87
40-	SANTA CRUZ QUILEHTLA	225,926.00	0.0023	0.2336%	2,858.71
41-	SANTA CRUZ TLAXCALA	1,778,008.50	0.0184	1.8381%	22,497.70
42-	SANTA ISABEL XILOXOTLA	310,287.50	0.0032	0.3208%	3,926.17
43-	TENANCINGO	419,050.00	0.0043	0.4332%	5,302.37
44-	TEOLOCHOLCO	1,039,457.63	0.0107	1.0746%	13,152.58
45-	TEPETITLA DE LARDIZABAL	545,378.10	0.0056	0.5638%	6,900.84
46-	TEPEYANCO	446,387.68	0.0046	0.4615%	5,648.28
47-	TERRENATE	355,190.00	0.0037	0.3672%	4,494.33
48-	TETLA DE LA SOLIDARIDAD	5,001,754.12	0.0517	5.1707%	63,288.77
49-	TETLATLAHUCA	79,123.00	0.0008	0.0818%	1,001.17
50-	TLAXCALA	19,578,222.82	0.2024	20.2397%	247,729.41
51-	TLAXCO	1,437,604.00	0.0149	1.4862%	18,190.46
52-	TOCATLAN	167,896.66	0.0017	0.1736%	2,124.45
53-	TOTOLAC	1,735,166.65	0.0179	1.7938%	21,955.61
54-	TZOMPANTEPEC	692,677.00	0.0072	0.7161%	8,764.66
55-	XALOZTOC	1,735,166.65	0.0179	1.7938%	21,955.61
56-	XALTOCAN	707,313.00	0.0073	0.7312%	8,949.85
57-	XICOHTZINCO	1,305,278.84	0.0135	1.3494%	16,516.10
58-	YAUHQUEMEHCAN	3,952,263.70	0.0409	4.0858%	50,009.23
59-	ZACATELCO	1,463,838.50	0.0151	1.5133%	18,522.41
60-	ZITLALTEPEC DE T. S. S.	280,916.00	0.0029	0.2904%	3,554.52
<b>TOTALES</b>		<b>96,731,749.79</b>	<b>1.0000</b>	<b>100.0000%</b>	<b>1,223,977.23</b>

 <b>DETERMINACIÓN DEL FONDO RECAUDATORIO AGUA 10% (IV)</b> <b>DISTRIBUCIÓN DEL FONDO DE COMPENSACIÓN</b>						
			24,479,544.60	2,447,954.46		
ENERO - MARZO DE 2019						
NO.	MUNICIPIO	DERECHOS DE AGUA 2017 (A)	DERECHOS DE AGUA 2016 (B)	DINAMICA DE CRECIMIENTO C=(A/B)	FACTOR DE DISTRIBUCIÓN D=C/TOTAL C	PARTICIPACIÓN F=(D*G5)
1.	ACUAMANALA DE M. H.	94,088.00	50,016.00	1.8812	2.0595%	50,415.26
2.	ATLTZAYANCA	362,219.00	430,387.00	0.8416	0.9214%	22,555.31
3.	AMAXAC DE GRO.	604,125.00	512,455.00	1.1789	1.2906%	31,594.23
4.	APETATITLAN DE A. C.	2,483,345.50	1,201,594.16	2.0667	2.2626%	55,388.05
5.	APZACO	30,927,775.00	28,768,593.30	1.0751	1.1770%	28,811.56
6.	ATLANGATEPEC	204,751.00	273,040.00	0.7499	0.8210%	20,097.24
7.	BENITO JUAREZ	476,055.00	492,578.00	0.9665	1.0581%	25,901.14
8.	CALPULALPAN	8,126,219.50	8,220,521.00	0.9885	1.0822%	26,492.68
9.	CHIAUTEMPAN	13,446,658.22	12,977,077.83	1.0362	1.1344%	27,769.89
10.	CONTLA DE J. C.	939,723.00	520,913.00	1.8040	1.9750%	48,347.21
11.	CUAPAXTLA	680,249.50	740,190.00	0.9190	1.0061%	24,629.85
12.	CUAXOMULCO	769,104.50	218,330.00	3.5227	3.8566%	94,407.97
13.	EL CARMEN TEQUEXQUITLA	713,232.22	399,159.00	1.7868	1.9562%	47,887.45
14.	EMILIANO ZAPATA	194,767.50	167,575.00	1.1623	1.2724%	31,148.99
15.	ESPAÑITA	999,676.00	848,695.00	1.1779	1.2896%	31,567.80
16.	HUAMANTLA	24,062,117.86	16,736,619.50	1.4377	1.5740%	38,530.34
17.	HUEYOTLIPAN	2,175,933.08	1,359,580.51	1.6004	1.7522%	42,892.10
18.	IXTACUIXTLA DE M. M.	301,480.00	301,480.00	1.0000	1.0948%	26,800.12
19.	IXTENCO	1,266,681.36	1,486,227.50	0.8523	0.9331%	22,841.19
20.	LA MAGDALENA TLALTELULCO	1,029,941.00	689,364.58	1.4940	1.6357%	40,040.56
21.	LAZARO CARDENAS	190,809.49	112,905.00	1.6900	1.8502%	45,292.21
22.	MAZATECOCHCO DE J. M. M.	778,713.00	402,693.00	1.9338	2.1171%	51,825.09
23.	MUÑOZ DE D. A.	136,760.00	365,461.85	0.3742	0.4097%	10,028.91
24.	NANACAMILPA DE M. A.	3,554,945.65	2,020,499.00	1.7594	1.9262%	47,153.19
25.	NATUVITAS	1,022,015.00	142,082.00	7.1931	7.8750%	192,776.87
26.	PANOTLA	1,462,818.73	820,665.00	1.7825	1.9515%	47,770.67
27.	PAPALOTLA DE X.	977,204.00	973,448.50	1.0039	1.0990%	26,903.51
28.	SANCTORUM DE L. C.	402,227.12	332,945.00	1.2081	1.3226%	32,376.92
29.	SAN DAMIAN TEXOLOC	554,791.00	514,056.00	1.0792	1.1816%	28,923.82
30.	SAN FCO. TETLANOHCAN	938,104.00	953,365.00	0.9840	1.0773%	26,371.12
31.	SAN JERONIMO ZACUALPAN	210,450.00	329,805.90	0.6381	0.6986%	17,101.23
32.	SAN JOSE TEACALCO	495,498.00	678,822.50	0.7299	0.7991%	19,562.41
33.	SAN JUAN HUACTZINCO	325,825.00	388,845.00	0.8379	0.9174%	22,456.63
34.	SAN LORENZO AXOCOMANITLA	196,840.00	191,300.00	1.0290	1.1265%	27,576.24
35.	SAN LUCAS TECOPILCO	339,435.00	190,740.00	1.7796	1.9483%	47,692.66
36.	SAN PABLO DEL MONTE	5,982,649.00	4,678,325.50	1.2788	1.4000%	34,272.03
37.	SANTA ANA NOPALUCAN	374,615.00	121,180.00	3.0914	3.3844%	82,849.70
38.	SANTA APOLONIA TEACALCO	701,600.00	149,147.00	4.7041	5.1500%	126,070.01
39.	SANTA CATERINA AYOMETLA	260,484.50	243,755.00	1.0686	1.1699%	28,639.48
40.	SANTA CRUZ QUILEHTLA	464,592.00	159,572.52	2.9115	3.1875%	78,027.98
41.	SANTA CRUZ TLAXCALA	542,823.00	293,000.00	1.8526	2.0283%	49,650.93
42.	SANTA ISABEL XILOXOTLA	801,542.00	475,444.00	1.6859	1.8457%	45,181.81
43.	TENANCINGO	472,790.00	359,520.00	1.3151	1.4397%	35,243.74
44.	TEOLOCHOLCO	1,507,481.15	1,214,310.00	1.2414	1.3591%	33,270.48
45.	TEPETITLA DE LARDIZABAL	506,684.63	608,479.00	0.8327	0.9116%	22,316.64
46.	TEPEYANCO	284,184.00	179,288.00	1.5851	1.7353%	42,480.06
47.	TERRENATE	715,567.00	141,544.00	5.0554	5.5347%	135,486.36
48.	TETLA DE LA SOLIDARIDAD	1,546,316.27	1,772,654.01	0.8723	0.9550%	23,378.20
49.	TETLATLAHUCA	432,960.00	672,936.00	0.6434	0.7044%	17,242.92
50.	TLAXCALA	41,151,201.19	44,625,525.00	0.9221	1.0096%	24,713.59
51.	TLAXCO	1,157,244.00	1,276,157.50	0.9068	0.9928%	24,302.86
52.	TOCATLÁN	264,151.01	175,362.00	1.5063	1.6491%	40,369.51
53.	TOTOLAC	931,275.50	1,001,432.00	0.9299	1.0181%	24,922.61
54.	TZOMPANTEPEC	811,949.00	1,405,779.00	0.5776	0.6323%	15,479.20
55.	XALOZTOC	1,245,689.00	1,101,340.50	1.1311	1.2383%	30,312.71
56.	XALTOCAN	444,678.50	1,267,775.00	0.3508	0.3840%	9,400.28
57.	XICOHTZINCO	814,331.78	932,416.00	0.8734	0.9561%	23,406.06
58.	YAUHQUEMEHCAN	3,143,358.30	2,072,467.00	1.5167	1.6605%	40,648.36
59.	ZACATELCO	5,092,783.57	3,379,735.00	1.5069	1.6497%	40,384.00
60.	ZITLALTEPEC DE T. S. S.	145,960.37	103,010.00	1.4170	1.5513%	37,974.52
<b>TOTALES</b>		<b>171,241,489.00</b>	<b>153,222,184.16</b>	<b>91.3412</b>	<b>100.0000%</b>	<b>2,447,954.46</b>

 <b>DETERMINACIÓN DEL FONDO NIVEL AGUA 5% (V)</b>					
DISTRIBUCIÓN DEL FONDO DE COMPENSACIÓN				24,479,544.60	1,223,977.23
ENERO - MARZO DE 2019					
NO.	MUNICIPIO	DERECHOS DE AGUA 2017 (A)	DINAMICA DE CRECIMIENTO B=(A/A)	FACTOR DE DISTRIBUCIÓN C=B/TOTALB	PARTICIPACIÓN D=C*F5
1-	ACUAMANALA DE M. H.	94,088.00	0.0005	0.0549%	672.51
2-	ATLZAYANCA	362,219.00	0.0021	0.2115%	2,589.02
3-	AMAXAC DE GRO.	604,125.00	0.0035	0.3528%	4,318.08
4-	APETA TITLAN DE A. C.	2,483,345.50	0.0145	1.4502%	17,750.13
5-	APZACO	30,927,775.00	0.1806	18.0609%	221,061.45
6-	ATLANGATEPEC	204,751.00	0.0012	0.1196%	1,463.49
7-	BENITO JUAREZ	476,055.00	0.0028	0.2780%	3,402.68
8-	CALPULALPAN	8,126,219.50	0.0475	4.7455%	58,083.52
9-	CHIAUTEMPAN	13,446,658.22	0.0785	7.8525%	96,112.24
10-	CONTLA DE J. C.	939,723.00	0.0055	0.5488%	6,716.83
11-	CUAPIXTLA	680,249.50	0.0040	0.3972%	4,862.20
12-	CUAXOMULCO	769,104.50	0.0045	0.4491%	5,497.30
13-	EL CARMEN TEQUEXQUITLA	713,232.22	0.0042	0.4165%	5,097.95
14-	EMILIANO ZAPATA	194,767.50	0.0011	0.1137%	1,392.13
15-	ESPAÑITA	999,676.00	0.0058	0.5838%	7,145.35
16-	HUAMANTLA	24,062,117.86	0.1405	14.0516%	171,988.02
17-	HUEYOTLIPAN	2,175,933.08	0.0127	1.2707%	15,552.85
18-	IXTACUIXTLA DE M. M.	301,480.00	0.0018	0.1761%	2,154.88
19-	IXTENCO.	1,266,681.36	0.0074	0.7397%	9,053.82
20-	LA MAGDALENA TLALTÉLUCCO	1,029,941.00	0.0060	0.6015%	7,361.68
21-	LAZARO CARDENAS	190,809.49	0.0011	0.1114%	1,363.84
22-	MAZATECOCHCO DE J. M. M.	778,713.00	0.0045	0.4547%	5,565.98
23-	MUÑOZ DE D. A.	136,760.00	0.0008	0.0799%	977.52
24-	NANACAMILPA DE M. A.	3,554,945.65	0.0208	2.0760%	25,409.57
25-	NATIVITAS	1,022,015.00	0.0060	0.5968%	7,305.02
26-	PANOTLA	1,462,818.73	0.0085	0.8542%	10,455.74
27-	PAPALOTLA DE X.	977,204.00	0.0057	0.5707%	6,984.73
28-	SANCTORUM DE L. C.	402,227.12	0.0023	0.2349%	2,874.99
29-	SAN DAMIAN TEXOLOCCO	554,791.00	0.0032	0.3240%	3,965.46
30-	SAN FCO. TETLANOHCAN	938,104.00	0.0055	0.5478%	6,705.26
31-	SAN JERONIMO ZACUALPAN	210,450.00	0.0012	0.1229%	1,504.23
32-	SAN JOSE TEACALCO	495,498.00	0.0029	0.2894%	3,541.65
33-	SAN JUAN HUACTZINCO	325,825.00	0.0019	0.1903%	2,328.89
34-	SAN LORENZO AXOCOMANITLA	196,840.00	0.0011	0.1149%	1,406.95
35-	SAN LUCAS TECOPILOCO	339,435.00	0.0020	0.1982%	2,426.17
36-	SAN PABLO DEL MONTE	5,982,649.00	0.0349	3.4937%	42,761.99
37-	SANTA ANA NOPALUCAN	374,615.00	0.0022	0.2188%	2,677.62
38-	SANTA APOLONIA TEACALCO	701,600.00	0.0041	0.4097%	5,014.80
39-	SANTA CATARINA AYOMETLA	260,484.50	0.0015	0.1521%	1,861.86
40-	SANTA CRUZ QUILEHTLA	464,592.00	0.0027	0.2713%	3,320.75
41-	SANTA CRUZ TLAXCALA	542,823.00	0.0032	0.3170%	3,879.92
42-	SANTA ISABEL XILOXOTLA	801,542.00	0.0047	0.4681%	5,729.16
43-	TENANCINGO	472,790.00	0.0028	0.2761%	3,379.35
44-	TEOLOCHOLCO	1,507,481.15	0.0088	0.8803%	10,774.97
45-	TEPETITLA DE LÁRDIZABAL	506,684.63	0.0030	0.2959%	3,621.61
46-	TEPEYANCO	284,184.00	0.0017	0.1660%	2,031.25
47-	TERRENETE	715,567.00	0.0042	0.4179%	5,114.64
48-	TETLA DE LA SOLIDARIDAD	1,546,316.27	0.0090	0.9030%	11,052.55
49-	TETLATLAHUCA	432,960.00	0.0025	0.2528%	3,094.65
50-	TLAXCALA	41,151,201.19	0.2403	24.0311%	294,135.10
51-	TLAXCO	1,157,244.00	0.0068	0.6758%	8,271.60
52-	TOCATLAN	264,151.01	0.0015	0.1543%	1,888.06
53-	TOTOLAC	931,275.50	0.0054	0.5438%	6,656.45
54-	TZOMPANTEPEC	811,949.00	0.0047	0.4742%	5,803.54
55-	XALOZTOC	1,245,689.00	0.0073	0.7274%	8,903.77
56-	XALTOCAN	444,678.50	0.0026	0.2597%	3,178.41
57-	XICOHTZINCO	814,331.78	0.0048	0.4755%	5,820.57
58-	YAUHQUEMEHCAN	3,143,358.30	0.0184	1.8356%	22,467.68
59-	ZACATELCO	5,092,783.57	0.0297	2.9740%	36,401.52
60-	ZITLALTEPEC DE T. S. S.	145,960.37	0.0009	0.0852%	1,043.28
<b>TOTALES</b>		<b>171,241,489.00</b>	<b>1.0000</b>	<b>100.0000%</b>	<b>1,223,977.23</b>

<b>TLX</b>		<b>TOTAL FONDO DE COMPENSACIÓN</b>					
<b>ENERO MARZO DE 2019</b>							
	<b>MUNICIPIO</b>	<b>PARTICIPACIÓN FONDO I (A)</b>	<b>PARTICIPACIÓN FONDO II (B)</b>	<b>PARTICIPACIÓN FONDO III (C)</b>	<b>PARTICIPACIÓN FONDO IV (D)</b>	<b>PARTICIPACIÓN FONDO V (E)</b>	<b>TOTAL A DISTRIB. DE ENE-MAR 2019</b>
1-	ACUAMANALA DE M. H.	79,765.21	28,828.22	5,435.72	50,415.26	672.51	165,116.92
2-	ATLIZAYANCA	231,191.22	233,263.40	12,350.38	22,555.31	2,589.02	501,949.33
3-	AMAXAC DE GRO.	150,025.91	41,827.87	7,545.15	31,594.23	4,318.08	235,311.25
4-	APETA TITLAN DE A. C.	205,585.58	36,181.96	23,297.19	55,388.05	17,750.13	338,202.90
5-	APZACO	1,058,474.27	43,155.55	258,521.96	28,811.56	221,061.45	1,610,024.79
6-	ATLANGA TEPEC	88,812.00	47,629.68	3,536.04	20,097.24	1,463.49	161,538.45
7-	BENITO JUAREZ	81,286.47	37,304.94	1,533.83	25,901.14	3,402.68	149,429.07
8-	CALPULALPAN	651,382.24	33,186.98	40,122.80	26,492.68	58,083.52	809,268.23
9-	CHIAUTEMPAN	942,521.90	34,863.61	53,705.16	27,769.89	96,112.24	1,154,972.81
10-	CONTLA DE J. C.	516,016.98	41,707.68	9,779.32	48,347.21	6,716.83	622,568.01
11-	CUAPIAXTLA	206,474.10	26,042.47	4,740.96	24,629.85	4,862.20	266,749.57
12-	CUAXOMULCO	70,974.21	51,100.63	3,493.59	94,407.97	5,497.30	225,473.71
13-	EL CARMEN TEQUEXQUITLA	232,349.00	34,995.35	9,553.45	47,887.45	5,097.95	329,883.21
14-	EMILIANO ZA PATA	61,402.39	31,434.57	1,112.45	31,148.99	1,392.13	126,490.54
15-	ESPAÑITA	116,692.80	123,437.32	4,259.02	31,567.80	7,145.35	283,102.29
16-	HUAMANTLA	1,250,489.67	31,598.85	76,129.26	38,530.34	171,988.02	1,566,736.14
17-	HUEYOTLIPAN	196,215.69	26,557.57	4,632.11	42,892.10	15,552.85	285,850.32
18-	IXTACUIXTLA DE M. M.	515,936.20	27,095.51	21,488.60	26,800.12	2,154.88	593,475.30
19-	IXTENCO	95,314.38	30,893.72	2,747.34	22,841.19	9,053.82	160,850.45
20-	LA MAGDALENA TLATELULCO	254,077.44	38,780.77	11,123.93	40,040.56	7,361.68	351,384.37
21-	LAZARO CARDENAS	41,774.09	64,855.89	909.43	45,292.21	1,363.84	154,195.46
22-	MAZATECOCHCO DE J. M. M.	146,754.53	41,366.19	2,885.08	51,825.09	5,565.98	248,396.88
23-	MUNOZ DE D. A.	62,990.96	21,872.75	1,555.57	10,028.91	977.52	97,425.70
24-	NANACAMILPA DE M. A.	243,872.88	37,634.91	15,706.12	47,153.19	25,409.57	369,776.67
25-	NATIVITAS	337,275.59	38,679.42	5,523.23	192,776.87	7,305.02	581,560.14
26-	PANOTLA	365,560.27	48,492.30	19,771.34	47,770.67	10,455.74	492,050.31
27-	PAPALOTLA DE X.	408,774.84	32,646.80	41,902.59	26,903.51	6,984.73	517,212.47
28-	SANCTORUM DE L. C.	127,758.96	30,630.14	5,632.90	32,376.92	2,874.99	199,273.91
29-	SAN DAMIAN TEXOLOC	74,972.57	53,287.92	1,483.20	28,923.82	3,965.46	162,632.97
30-	SAN FCO. TETLANOHCAN	146,875.69	33,637.37	1,622.95	26,371.12	6,705.26	215,212.38
31-	SAN JERONIMO ZAQUALPAN	50,713.17	22,345.34	756.63	17,101.23	1,504.23	92,420.59
32-	SAN JOSE TEACALCO	79,738.29	26,330.82	912.77	19,562.41	3,541.65	130,085.95
33-	SAN JUAN HUACTZINCO	101,116.71	41,404.71	1,888.04	22,456.63	2,328.89	169,194.98
34-	SAN LORENZO AXOCOMANITLA	75,632.23	41,903.06	1,572.30	27,576.24	1,406.95	148,090.78
35-	SAN LUCAS TECOPILCO	42,151.03	47,667.83	1,911.36	47,692.66	2,426.17	141,849.05
36-	SAN PABLO DEL MONTE	1,039,869.12	24,755.32	13,233.41	34,272.03	42,761.99	1,154,891.86
37-	SANTA ANA NOPALLUCAN	104,643.88	66,165.65	1,449.51	82,849.70	2,677.62	257,786.36
38-	SANTA APOLONIA TEACALCO	61,375.46	54,019.75	604.42	126,070.01	5,014.80	247,084.45
39-	SANTA CATARINA AYOMETLA	118,698.71	42,946.53	2,204.87	28,639.48	1,861.86	194,351.45
40-	SANTA CRUZ QUILEHTLA	96,512.54	52,155.84	2,858.71	78,027.98	3,320.75	232,875.82
41-	SANTA CRUZ TLAXCALA	272,507.58	37,071.68	22,497.70	49,650.93	3,879.92	385,607.81
42-	SANTA ISABEL XILOXOTLA	67,204.72	23,864.02	3,926.17	45,181.81	5,729.16	145,905.86
43-	TENANONGO	172,777.51	54,271.63	5,302.37	35,243.74	3,379.35	270,974.59
44-	TEOLOCHOLCO	328,215.34	28,645.37	13,152.58	33,270.48	10,774.97	414,058.75
45-	TEPETITLA DE LA RDZABAL	283,519.89	45,126.65	6,900.84	22,316.64	3,621.61	361,485.64
46-	TEPEYANCO.	162,182.53	30,063.66	5,648.28	42,480.06	2,031.25	242,405.79
47-	TERRENATE	198,517.78	63,576.05	4,494.33	135,486.36	5,114.64	407,189.15
48-	TETLA DE LA SOLIDARIDAD	439,051.96	29,364.89	63,288.77	23,378.20	11,052.55	566,136.37
49-	TETLA TLAHUCA	180,585.75	28,522.24	1,001.17	17,242.92	3,094.65	230,446.73
50-	TLAXCALA	1,279,622.48	27,508.62	247,729.41	24,713.59	294,135.10	1,873,709.21
51-	TLAXCO	572,640.18	33,988.49	18,190.46	24,302.86	8,271.60	657,393.58
52-	TOCATLAN	78,661.29	24,846.38	2,124.45	40,369.51	1,888.06	147,889.69
53-	TOTOLAC	293,670.61	26,587.47	21,955.61	24,922.61	6,656.45	373,792.74
54-	TZOMPANTEPEC	220,232.76	28,899.05	8,764.66	15,479.20	5,803.54	279,179.21
55-	XALOZTOC	321,820.66	25,116.57	21,955.61	30,312.71	8,903.77	408,109.32
56-	XALTOCAN	138,165.46	16,138.00	8,949.85	9,400.28	3,178.41	175,832.01
57-	XICOHTZINCO	183,480.18	26,847.54	16,516.10	23,406.06	5,820.57	256,070.47
58-	YAUHQUEMEHCAN	515,559.25	33,129.26	50,009.23	40,648.36	22,467.68	661,813.79
59-	ZACATELCO	574,659.55	16,355.38	18,522.41	40,384.00	36,401.52	686,322.86
60-	ZITLAL TEPEC DE T. S. S.	120,556.54	25,346.34	3,554.52	37,974.52	1,043.28	188,475.20
<b>TOTAL:</b>		<b>17,135,681.22</b>	<b>2,447,954.46</b>	<b>1,223,977.23</b>	<b>2,447,954.46</b>	<b>1,223,977.23</b>	<b>24,479,544.60</b>

 <b>CONCILIACION DE FONDO DE COMPENSACION A MUNICIPIOS ENERO-MARZO 2019</b>					
NO.	MUNICIPIO	TOTAL DE PARTICIPACIONES FORMULA	TOTAL DE PARTICIPACIONES CALENDARIO	AJUSTE FOCO 2019	%
1.-	ACUAMANALA DE M. H.	165,116.92	163,258.59	1,858.33	1.14%
2.-	ATLIZAYANCA	501,949.33	496,300.09	5,649.24	1.14%
3.-	AMAXAC DE GRO	235,311.25	232,662.92	2,648.33	1.14%
4.-	APETA TITLAN DE A. C.	338,202.90	334,396.57	3,806.33	1.14%
5.-	APIZACO	1,610,024.79	1,591,904.64	18,120.15	1.14%
6.-	ATLANGATEPEC	161,538.45	159,720.40	1,818.05	1.14%
7.-	BENITO JUAREZ	149,429.07	147,747.30	1,681.77	1.14%
8.-	CALPULALPAN	809,268.23	800,160.25	9,107.98	1.14%
9.-	CHIAUTEMPAN	1,154,972.81	1,141,974.07	12,998.74	1.14%
10.-	CONTLA DE J. C.	622,568.01	615,561.26	7,006.75	1.14%
11.-	CUAPIXTLA	266,749.57	263,747.41	3,002.16	1.14%
12.-	CUAXOMULCO	225,473.71	222,936.10	2,537.61	1.14%
13.-	EL CARMEN TEQUEXQUITLA	329,883.21	326,170.50	3,712.71	1.14%
14.-	EMILIANO ZAPATA	126,490.54	125,066.94	1,423.60	1.14%
15.-	ESPAÑITA	283,102.29	279,916.09	3,186.20	1.14%
16.-	HUAMANTLA	1,568,736.14	1,551,080.67	17,655.47	1.14%
17.-	HUEY OTLIPAN	285,850.32	282,633.20	3,217.12	1.14%
18.-	IXTACUXTLA DE M. M.	593,475.30	586,795.99	6,679.31	1.14%
19.-	IXTENCO	160,850.45	159,040.15	1,810.30	1.14%
20.-	LA MAGDALENA TLALTELUCCO	351,384.37	347,429.69	3,954.68	1.14%
21.-	LAZARO CARDENAS	154,195.46	152,460.05	1,735.41	1.14%
22.-	MAZATECOCHCO DE J. M. M.	248,396.88	245,601.27	2,795.61	1.14%
23.-	MUÑOZ DE D. A.	97,425.70	96,329.22	1,096.48	1.14%
24.-	NANACAMILPA DE M. A.	369,776.67	365,614.99	4,161.68	1.14%
25.-	NATMITAS	581,560.14	575,014.92	6,545.22	1.14%
26.-	PANOTLA	492,050.31	486,512.49	5,537.82	1.14%
27.-	PAPALOTLA DE X.	517,212.47	511,391.45	5,821.02	1.14%
28.-	SANCTORUM DEL. C.	199,273.91	197,031.17	2,242.74	1.14%
29.-	SAN DAMIAN TEXOLOC	162,632.97	160,802.60	1,830.37	1.14%
30.-	SAN FCO. TETLANOHCAN	215,212.38	212,790.26	2,422.12	1.14%
31.-	SAN JERONIMO ZACUALPAN	92,420.59	91,380.43	1,040.16	1.14%
32.-	SAN JOSE TEACALCO	130,085.95	128,621.89	1,464.06	1.14%
33.-	SAN JUAN HUACTZINCO	169,194.98	167,290.76	1,904.22	1.14%
34.-	SAN LORENZO AXOCOMANITLA	148,090.78	146,424.08	1,666.70	1.14%
35.-	SAN LUCAS TECOPILCO	141,849.05	140,252.60	1,596.45	1.14%
36.-	SAN PABLO DEL MONTE	1,154,891.86	1,141,894.03	12,997.83	1.14%
37.-	SANTA ANA NOPALUCAN	257,786.36	254,885.09	2,901.27	1.14%
38.-	SANTA APOLONIA TEACALCO	247,084.45	244,303.61	2,780.84	1.14%
39.-	SANTA CATARINA AYOMETLA	194,351.45	192,164.10	2,187.35	1.14%
40.-	SANTA CRUZ QUILEHTLA	232,875.82	230,254.90	2,620.92	1.14%
41.-	SANTA CRUZ TLAXCALA	385,607.81	381,267.96	4,339.85	1.14%
42.-	SANTA ISABEL XILOXOTLA	145,905.86	144,263.75	1,642.11	1.14%
43.-	TENANCINGO	270,974.59	267,924.88	3,049.71	1.14%
44.-	TEOLOCHOLCO	414,058.75	409,398.68	4,660.07	1.14%
45.-	TEPETITLA DE LARDIZABAL	361,485.64	357,417.26	4,068.38	1.14%
46.-	TEPEYANCO	242,405.79	239,677.62	2,728.17	1.14%
47.-	TERRENETE	407,189.15	402,606.41	4,582.74	1.14%
48.-	TETLA DE LA SOLIDARIDAD	566,136.37	559,764.73	6,371.64	1.14%
49.-	TETLATLAHUCA	230,446.73	227,853.14	2,593.59	1.14%
50.-	TLAXCALA	1,873,709.21	1,852,621.39	21,087.82	1.14%
51.-	TLAXCO	657,393.58	649,994.89	7,398.69	1.14%
52.-	TOCATLAN	147,889.69	146,225.25	1,664.44	1.14%
53.-	TOTOLAC	373,792.74	369,585.85	4,206.89	1.14%
54.-	TZOMPANTEPEC	279,179.21	276,037.16	3,142.05	1.14%
55.-	XALOZTOC	408,109.32	403,516.21	4,593.11	1.14%
56.-	XALTOCAN	175,832.01	173,853.09	1,978.92	1.14%
57.-	XICOHTZINCO	256,070.47	253,188.50	2,881.97	1.14%
58.-	YAUHQUEMEHCAN	661,813.79	654,365.34	7,448.45	1.14%
59.-	ZACATELCO	686,322.86	678,598.58	7,724.28	1.14%
60.-	ZITLALTEPEC DE T. S. S.	188,475.20	186,353.99	2,121.21	1.14%
<b>TOTAL</b>		<b>24,479,544.60</b>	<b>24,204,037.42</b>	<b>275,507.18</b>	<b>1.14%</b>


 <b>DETERMINACIÓN DE PARTICIPACION DE INGRESO POR GASOLINAS Y DIESEL</b> <b>ENERO MARZO DE 2019</b>			
PARTICIPACIONES FEDERALES	INGRESOS ENE-MAR 2019	PORCENTAJE A REPARTIR	A MUNICIPIOS
GASOLINAS Y DIESEL	47,082,359.00	20.00%	9,416,471.80
<b>TOTAL</b>	<b>47,082,359.00</b>		<b>9,416,471.80</b>





<b>TLX</b> DETERMINACIÓN EN BASE A POBLACIÓN (I) DISTRIBUCIÓN DE GASOLINAS Y DIESEL 9,416,471.80 70% 6,591,530.26 ENERO MARZO DE 2019					
NO.	MUNICIPIO	POBLACION INTERCENSAL 2015	% DE DISTRIBUCIÓN	MONTO A DISTRIBUIR	MONTO PARTICIPABLE
1-	ACUAMANALA DE M. H.	5,925	0.465492%	6,591,530.26	30,683.04
2-	ATLTZAYANCA	17,173	1.349180%	6,591,530.26	88,931.62
3-	AMAXAC DE GRO.	11,144	0.875518%	6,591,530.26	57,710.01
4-	APETATITLAN DE A. C.	15,271	1.199751%	6,591,530.26	79,081.98
5-	APIZACO	78,624	6.177019%	6,591,530.26	407,160.07
6-	ATLANGATEPEC	6,597	0.518287%	6,591,530.26	34,163.04
7-	BENITO JUAREZ	6,038	0.474370%	6,591,530.26	31,268.22
8-	CALPULALPAN	48,385	3.801321%	6,591,530.26	250,565.22
9-	CHIAUTEMPAN	70,011	5.500347%	6,591,530.26	362,557.03
10-	CONTLA DE J. C.	38,330	3.011360%	6,591,530.26	198,494.68
11-	CUAPIXTLA	15,337	1.204937%	6,591,530.26	79,423.76
12-	CUAXOMULCO	5,272	0.414190%	6,591,530.26	27,301.43
13-	EL CARMEN TEQUEXQUITLA	17,259	1.355937%	6,591,530.26	89,376.98
14-	EMILIANO ZAPATA	4,561	0.358331%	6,591,530.26	23,619.47
15-	ESPAÑITA	8,668	0.680993%	6,591,530.26	44,887.86
16-	HUAMANTLA	92,887	7.297578%	6,591,530.26	481,022.05
17-	HUEYOTLIPAN	14,575	1.145071%	6,591,530.26	75,477.69
18-	IXTACUIXTLA DE M. M.	38,324	3.010888%	6,591,530.26	198,463.61
19-	IXTENCO	7,080	0.556233%	6,591,530.26	36,664.29
20-	LA MAGDALENA TLALTELULCO.	18,873	1.482739%	6,591,530.26	97,735.20
21-	LAZARO CARDENAS	3,103	0.243784%	6,591,530.26	16,069.11
22-	MAZATECOCHCO DE J. M. M.	10,901	0.856427%	6,591,530.26	56,451.62
23-	MUNOZ DE D. A.	4,679	0.367601%	6,591,530.26	24,230.54
24-	NANACAMILPA DE M. A.	18,115	1.423188%	6,591,530.26	93,809.84
25-	NATIVITAS	25,053	1.968265%	6,591,530.26	129,738.77
26-	PANOTLA	27,154	2.133328%	6,591,530.26	140,618.95
27-	PAPALOTLA DE X.	30,364	2.385518%	6,591,530.26	157,242.17
28-	SANCTORUM DE L. C.	9,490	0.745573%	6,591,530.26	49,144.65
29-	SAN DAMIAN TEXOLOC	5,569	0.437523%	6,591,530.26	28,839.47
30-	SAN FCO. TETLANOHCAN	10,910	0.857134%	6,591,530.26	56,498.22
31-	SAN JERONIMO ZACUALPAN	3,767	0.295951%	6,591,530.26	19,507.68
32-	SAN JOSE TEACALCO	5,923	0.465335%	6,591,530.26	30,672.68
33-	SAN JUAN HUACTZINCO	7,511	0.590094%	6,591,530.26	38,896.26
34-	SAN LORENZO AXOCOMANITLA	5,618	0.441373%	6,591,530.26	29,093.22
35-	SAN LUCAS TECOPILCO	3,131	0.245984%	6,591,530.26	16,214.11
36-	SAN PABLO DEL MONTE.	77,242	6.068443%	6,591,530.26	400,003.28
37-	SANTA ANA NOPALUCAN	7,773	0.610678%	6,591,530.26	40,253.04
38-	SANTA APOLONIA TEACALCO	4,559	0.358173%	6,591,530.26	23,609.11
39-	SANTA CATERINA AYOMETLA	8,817	0.692699%	6,591,530.26	45,659.47
40-	SANTA CRUZ QUILIBTLA	7,169	0.563226%	6,591,530.26	37,125.19
41-	SANTA CRUZ TLAXCALA	20,242	1.590293%	6,591,530.26	104,824.66
42-	SANTA ISABEL XILOXOXTLA	4,992	0.392192%	6,591,530.26	25,851.43
43-	TENANCINGO	12,834	1.008291%	6,591,530.26	66,461.80
44-	TEOLOCHOLCO	24,380	1.915391%	6,591,530.26	126,253.59
45-	TEPETITLA DE LARDIZABAL	21,060	1.654559%	6,591,530.26	109,060.73
46-	TEPEYANCO	12,047	0.946461%	6,591,530.26	62,386.26
47-	TERRENATE	14,746	1.158505%	6,591,530.26	76,363.23
48-	TETLA DE LA SOLIDARIDAD	32,613	2.562209%	6,591,530.26	168,888.78
49-	TETLATLAHUCA	13,414	1.053858%	6,591,530.26	69,465.37
50-	TLAXCALA	95,051	7.467590%	6,591,530.26	492,228.48
51-	TLAXCO	42,536	3.341800%	6,591,530.26	220,275.75
52-	TOCATLAN	5,843	0.459050%	6,591,530.26	30,258.40
53-	TOTOLAC	21,814	1.713796%	6,591,530.26	112,965.38
54-	TZOMPANTEPEC	16,359	1.285229%	6,591,530.26	84,716.26
55-	XALOZTOC	23,905	1.878073%	6,591,530.26	123,793.77
56-	XALTOCAN	10,263	0.806303%	6,591,530.26	53,147.69
57-	XICOHTZINCO	13,629	1.070749%	6,591,530.26	70,578.76
58-	YAUHQUEMEHCAN	38,296	3.008688%	6,591,530.26	198,318.61
59-	ZACATECO	42,686	3.353585%	6,591,530.26	221,052.54
60-	ZITLALTEPEC DE T. S. S.	8,955	0.703541%	6,591,530.26	46,374.12
<b>TOTAL</b>		<b>1,272,847</b>	<b>100.00%</b>	<b>395,491,815.60</b>	<b>6,591,530.26</b>


<b>TLX</b> DETERMINACIÓN DEL FONDO RECAUDATORIO PREDIAL 10% (II) DISTRIBUCIÓN DE GASOLINAS Y DIESEL <span style="float: right;">9,416,471.80</span> <span style="float: right;">941,647.18</span>						
ENERO MARZO DE 2019						
NO.	MUNICIPIO	PREDIAL DE 2017 (A)	PREDIAL DE 2016 (B)	DINAMICA DE CRECIMIENTO C=(A/B)	FACTOR DE DISTRIBUCIÓN D=C/TOTAL C	PARTICIPACIÓN F=(D*G5)
1.-	ACUAMANALA DE M. H.	429,588.80	390,932.00	1.0989	1.1776%	11,089.26
2.-	ATLIZAYANCA	976,059.00	109,773.00	8.8916	9.5289%	89,728.72
3.-	AMAXAC DE GRO.	596,298.50	373,993.50	1.5944	1.7087%	16,089.80
4.-	APETATITLAN DE A. C.	1,841,192.55	1,334,975.20	1.3792	1.4780%	13,918.00
5.-	APZACO	20,431,165.47	12,420,026.47	1.6450	1.7629%	16,600.51
6.-	ATLANGATEPEC	279,455.25	153,922.00	1.8156	1.9457%	18,321.56
7.-	BENITO JUAREZ	121,220.00	85,246.00	1.4220	1.5239%	14,349.98
8.-	CALPULALPAN	3,170,932.36	2,506,601.40	1.2650	1.3557%	12,765.94
9.-	CHIAUTEMPAN	4,244,355.54	3,193,783.22	1.3289	1.4242%	13,410.88
10.-	CONTLA DE J. C.	772,866.00	486,132.00	1.5898	1.7038%	16,043.57
11.-	CUAPAXTLA	374,681.00	377,438.00	0.9927	1.0638%	10,017.68
12.-	QUAXOMULCO	276,101.00	141,745.00	1.9479	2.0875%	19,656.73
13.-	EL CARMEN TEQUEXQUITLA	755,016.00	565,994.00	1.3340	1.4296%	13,461.56
14.-	EMILIANO ZAPATA	87,918.00	73,373.00	1.1982	1.2841%	12,091.84
15.-	ESPAÑITA	336,593.00	71,536.00	4.7052	5.0425%	47,482.26
16.-	HUAMANTLA	6,016,546.84	4,995,075.15	1.2045	1.2908%	12,155.03
17.-	HUEYOTLIPAN	366,078.94	361,620.00	1.0123	1.0849%	10,215.82
18.-	IXTACUIXTLA DE M. M.	1,698,258.33	1,644,267.79	1.0328	1.1069%	10,422.75
19.-	IXTENCO	217,124.34	184,376.00	1.1776	1.2620%	11,883.79
20.-	LA MAGDALENA TLALTEULCO	879,131.81	594,707.82	1.4783	1.5842%	14,917.68
21.-	LAZARO CARDENAS	71,873.00	29,072.50	2.4722	2.6494%	24,947.92
22.-	MAZATECOCHCO DE J. M. M.	228,009.95	144,602.00	1.5768	1.6898%	15,912.21
23.-	MUÑOZ DE D. A.	122,938.00	147,451.39	0.8338	0.8935%	8,413.72
24.-	NANACAMILPA DE M. A.	1,241,265.54	865,246.50	1.4346	1.5374%	14,476.91
25.-	NATIVITAS	436,505.00	296,057.00	1.4744	1.5801%	14,878.69
26.-	PANOTLA	1,562,542.31	845,327.70	1.8484	1.9809%	18,653.38
27.-	PAPALOTLA DE X.	3,311,589.96	2,661,104.95	1.2444	1.3336%	12,558.14
28.-	SANCTORUM DEL C.	445,172.20	381,281.00	1.1676	1.2513%	11,782.40
29.-	SAN DAMIAN TEXOLOC	117,218.18	57,707.50	2.0312	2.1768%	20,498.10
30.-	SAN FCO. TETLANOHCAN	128,263.00	100,033.50	1.2822	1.3741%	12,939.18
31.-	SAN JERONIMO ZACUALPAN	59,796.60	70,203.00	0.8518	0.9128%	8,595.51
32.-	SAN JOSE TEACALCO	72,137.00	71,872.00	1.0037	1.0756%	10,128.60
33.-	SAN JUAN HUACTZINCO	149,212.84	94,541.50	1.5783	1.6914%	15,927.02
34.-	SAN LORENZO AXOCOMANTLA	124,260.00	77,795.00	1.5973	1.7118%	16,118.72
35.-	SAN LUCAS TECOPILCO	151,056.00	83,134.00	1.8170	1.9473%	18,336.24
36.-	SAN PABLO DEL MONTE	1,045,845.04	1,108,319.00	0.9436	1.0113%	9,522.56
37.-	SANTA ANA NOPALUCAN	114,555.55	45,420.26	2.5221	2.7029%	25,451.74
38.-	SANTA APOLONIA TEACALCO	47,768.00	23,198.00	2.0591	2.2067%	20,779.61
39.-	SANTA CATARINA AYOMETLA	174,252.54	106,443.00	1.6371	1.7544%	16,520.11
40.-	SANTA CRUZ QUILEHTLA	225,926.00	113,639.50	1.9881	2.1306%	20,062.63
41.-	SANTA CRUZ TLAXCALA	1,778,008.50	1,258,223.00	1.4131	1.5144%	14,260.25
42.-	SANTA ISABEL XILOXOTLA	310,287.50	341,104.00	0.9097	0.9749%	9,179.70
43.-	TENANCOINGO	419,050.00	202,562.50	2.0687	2.2170%	20,876.50
44.-	TEOLOCHOLCO	1,039,457.63	951,959.28	1.0919	1.1702%	11,018.93
45.-	TEPETITLA DE LARDIZABAL	545,378.10	317,052.15	1.7202	1.8434%	17,358.73
46.-	TEPEYANCO	446,387.68	389,526.00	1.1460	1.2281%	11,564.50
47.-	TERRENATE	355,190.00	146,566.00	2.4234	2.5971%	24,455.61
48.-	TETLA DE LA SOLIDARIDAD	5,001,754.12	4,468,482.71	1.1193	1.1996%	11,295.70
49.-	TETLA TLAXUCA	79,123.00	72,775.50	1.0872	1.1651%	10,971.56
50.-	TLAXCALA	19,578,222.82	18,671,125.00	1.0486	1.1237%	10,581.66
51.-	TLAXCO	1,437,604.00	1,109,617.86	1.2956	1.3884%	13,074.25
52.-	TOCATLAN	167,896.66	177,274.00	0.9471	1.0150%	9,557.58
53.-	TOTOLAC	1,735,166.65	1,712,104.32	1.0135	1.0861%	10,227.32
54.-	TZOMPANTEPEC	692,677.00	628,801.00	1.1016	1.1805%	11,116.51
55.-	XALOZTOC	1,735,166.65	1,812,370.01	0.9574	1.0260%	9,661.52
56.-	XALTOCAN	707,313.00	1,149,815.00	0.6152	0.6592%	6,207.76
57.-	XICOHTZINCO	1,305,278.84	1,275,454.00	1.0234	1.0967%	10,327.36
58.-	YAUHQUEMEHCAN	3,952,263.70	3,129,682.00	1.2628	1.3533%	12,743.73
59.-	ZACATECO	1,463,838.50	2,348,003.00	0.6234	0.6681%	6,291.37
60.-	ZITLALTEPEC DE T. S. S.	280,916.00	290,755.00	0.9662	1.0354%	9,749.90
<b>TOTALES</b>		<b>96,731,749.79</b>	<b>77,841,219.18</b>	<b>93.3120</b>	<b>100.0000%</b>	<b>941,647.18</b>

<b>TLX</b> DETERMINACIÓN DEL FONDO NIVEL PREDIAL 5% (III) DISTRIBUCIÓN DE GASOLINAS Y DIESEL 9,416,471.80 470,823.59 ENERO MARZO DE 2019					
NO.	MUNICIPIO	PREDIAL DE 2017 (A)	DINAMICA DE CRECIMIENTO B=(A/A)	FACTOR DE DISTRIBUCIÓN C=B/TOTALB	PARTICIPACIÓN D=C*F5
1	ACUAMANALA DE M. H.	429,588.80	0.0044	0.4441%	2,090.94
2	ATLIZAYANCA	976,059.00	0.0101	1.0090%	4,750.78
3	AMAXAC DE GRO.	596,298.50	0.0062	0.6164%	2,902.37
4	APETATITLAN DE A. C.	1,841,192.55	0.0190	1.9034%	8,961.66
5	APIZACO	20,431,165.47	0.2112	21.1215%	99,444.85
6	ATLANGATEPEC	279,455.25	0.0029	0.2889%	1,360.20
7	BENITO JUAREZ	121,220.00	0.0013	0.1253%	590.02
8	CALPULALPAN	3,170,932.36	0.0328	3.2781%	15,433.92
9	CHIAUTEMPAN	4,244,355.54	0.0439	4.3878%	20,658.60
10	CONTLA DE J. C.	772,866.00	0.0080	0.7990%	3,761.78
11	CUAPIAXTLA	374,681.00	0.0039	0.3873%	1,823.69
12	CUAXOMULCO	276,101.00	0.0029	0.2854%	1,343.87
13	EL CARMEN TEQUEXQUITLA	755,016.00	0.0078	0.7805%	3,674.90
14	EMILIANO ZAPATA	87,918.00	0.0009	0.0909%	427.92
15	ESPAÑITA	336,593.00	0.0035	0.3480%	1,638.30
16	HUAMANTLA	6,016,546.84	0.0622	6.2198%	29,284.41
17	HUEYOTLIPAN	366,078.94	0.0038	0.3784%	1,781.82
18	IXTACUIXTLA DE M. M.	1,698,258.33	0.0176	1.7556%	8,265.95
19	IXTENCO	217,124.34	0.0022	0.2245%	1,056.81
20	LA MAGDALENA TLALTELULCO	879,131.81	0.0091	0.9088%	4,279.01
21	LAZARO CARDENAS	71,873.00	0.0007	0.0743%	349.83
22	MAZA TECOCHCO DE J. M. M.	228,009.95	0.0024	0.2357%	1,109.80
23	MUÑOZ DE D. A.	122,938.00	0.0013	0.1271%	598.38
24	NANACAMILPA DE M. A.	1,241,265.54	0.0128	1.2832%	6,041.63
25	NATIVITAS	436,505.00	0.0045	0.4513%	2,124.61
26	PANOTLA	1,562,542.31	0.0162	1.6153%	7,605.38
27	PAPALOTLA DE X.	3,311,589.96	0.0342	3.4235%	16,118.54
28	SANCTORUM DEL C.	445,172.20	0.0046	0.4602%	2,166.79
29	SAN DAMIAN TEXOLOCO	117,218.18	0.0012	0.1212%	570.54
30	SAN FCO. TETLANOHCAN	128,263.00	0.0013	0.1326%	624.30
31	SAN JERONIMO ZAQUALPAN	59,796.60	0.0006	0.0618%	291.05
32	SAN JOSE TEACALCO	72,137.00	0.0007	0.0746%	351.11
33	SAN JUAN HUACTZINCO	149,212.84	0.0015	0.1543%	726.27
34	SAN LORENZO AXOCOMANITLA	124,260.00	0.0013	0.1285%	604.81
35	SAN LUCAS TECOPILCO	151,056.00	0.0016	0.1562%	735.24
36	SAN PABLO DEL MONTE	1,045,845.04	0.0108	1.0812%	5,090.45
37	SANTA ANA NOPALUCAN	114,555.55	0.0012	0.1184%	557.58
38	SANTA APOLONIA TEACALCO	47,768.00	0.0005	0.0494%	232.50
39	SANTA CATARINA AYOMETLA	174,252.54	0.0018	0.1801%	848.14
40	SANTA CRUZ QUILEHTLA	225,926.00	0.0023	0.2336%	1,099.65
41	SANTA CRUZ TLAXCALA	1,778,008.50	0.0184	1.8381%	8,654.12
42	SANTA ISABEL XILOXOXTLA	310,287.50	0.0032	0.3208%	1,510.27
43	TENANINGO	419,050.00	0.0043	0.4332%	2,039.65
44	TEOLOCHOLCO	1,039,457.63	0.0107	1.0746%	5,059.36
45	TEPEITLA DE LA RDZABAL	545,378.10	0.0056	0.5638%	2,654.53
46	TEPEYANCO	446,387.68	0.0046	0.4615%	2,172.71
47	TERRENATE	355,190.00	0.0037	0.3672%	1,728.82
48	TETLA DE LA SOLIDARIDAD	5,001,754.12	0.0517	5.1707%	24,345.10
49	TETLATLAHUCA	79,123.00	0.0008	0.0818%	385.12
50	TLAXCALA	19,578,222.82	0.2024	20.2397%	95,293.32
51	TLAXCO	1,437,604.00	0.0149	1.4862%	6,997.27
52	TOCATLAN	167,896.66	0.0017	0.1736%	817.21
53	TOTOLAC	1,735,166.65	0.0179	1.7938%	8,445.60
54	TZOMPANTEPEC	692,677.00	0.0072	0.7161%	3,371.47
55	XALOZTOC	1,735,166.65	0.0179	1.7938%	8,445.60
56	XALTOCAN	707,313.00	0.0073	0.7312%	3,442.71
57	XICOHTZINCO	1,305,278.84	0.0135	1.3494%	6,353.20
58	YAUHQUEMEHCAN	3,952,263.70	0.0409	4.0858%	19,236.90
59	ZACATELCO	1,463,838.50	0.0151	1.5133%	7,124.96
60	ZITLALTEPEC DE T. S. S.	280,916.00	0.0029	0.2904%	1,367.31
<b>TOTALES</b>		<b>96,731,749.79</b>	<b>1.0000</b>	<b>100.0000%</b>	<b>470,823.59</b>

<div style="text-align: center;">  <b>DETERMINACIÓN DEL FONDO RECAUDATORIO AGUA 10% (IV)</b>  <b>DISTRIBUCIÓN DE GASOLINAS Y DIESEL</b> </div>						
			9,416,471.80			
ENERO MARZO DE 2019						
NO.	MUNICIPIO	DERECHOS DE AGUA 2017 (A)	DERECHOS DE AGUA 2016 (B)	DINAMICA DE CRECIMIENTO C=(A/B)	FACTOR DE DISTRIBUCIÓN D=C/TOTAL C	PARTICIPACIÓN F=(D*G5)
1-	ACUAMANALA DE M. H	94,088.00	50,016.00	1.8812	2.0595%	19,393.08
2-	ATLTZAYANCA	362,219.00	430,387.00	0.8416	0.9214%	8,676.28
3-	AMAXAC DE GRO	604,125.00	512,455.00	1.1789	1.2906%	12,153.26
4-	APETATITLAN DE A. C	2,483,345.50	1,201,594.16	2.0667	2.2626%	21,305.95
5-	APZACO	30,927,775.00	28,768,593.30	1.0751	1.1770%	11,082.86
6-	ATLANGATEPEC	204,751.00	273,040.00	0.7499	0.8210%	7,730.75
7-	BENITO JUAREZ	476,055.00	492,578.00	0.9665	1.0581%	9,963.31
8-	CALPULALPAN	8,126,219.50	8,220,521.00	0.9885	1.0822%	10,190.86
9-	CHIAUTEMPAN	13,446,658.22	12,977,077.83	1.0362	1.1344%	10,682.16
10-	CONTLA DE J. C	939,723.00	520,913.00	1.8040	1.9750%	18,597.57
11-	CUAPAXTLA	680,249.50	740,190.00	0.9190	1.0061%	9,474.29
12-	CUAXOMULCO	769,104.50	218,330.00	3.5227	3.8566%	36,315.63
13-	EL CARMEN TEQUEXQUITLA	713,232.22	399,159.00	1.7868	1.9562%	18,420.72
14-	EMILIANO ZAPATA	194,767.50	167,575.00	1.1623	1.2724%	11,981.99
15-	ESPAÑITA	999,676.00	848,695.00	1.1779	1.2896%	12,143.09
16-	HUAMANTLA	24,062,117.86	16,736,619.50	1.4377	1.5740%	14,821.35
17-	HUEYOTLIPAN	2,175,933.08	1,359,580.51	1.6004	1.7522%	16,499.17
18-	IXTACUIXTLA DE M. M	301,480.00	301,480.00	1.0000	1.0948%	10,309.12
19-	IXTENCO	1,266,681.36	1,486,227.50	0.8523	0.9331%	8,786.25
20-	LA MAGDALENA TLALTELULCO	1,029,941.00	689,364.58	1.4940	1.6357%	15,402.28
21-	LAZARO CARDENAS	190,809.49	112,905.00	1.6900	1.8502%	17,422.42
22-	MAZA TECOCHCO DE J. M. M	778,713.00	402,693.00	1.9338	2.1171%	19,935.40
23-	MUÑOZ DE D. A	136,760.00	365,461.85	0.3742	0.4097%	3,857.79
24-	NANACAMILPA DE M. A.	3,554,945.65	2,020,499.00	1.7594	1.9262%	18,138.27
25-	NATIVITAS	1,022,015.00	142,082.00	7.1931	7.8750%	74,154.89
26-	PANOTLA	1,462,818.73	820,665.00	1.7825	1.9515%	18,375.80
27-	PAPALOTLA DE X	977,204.00	973,448.50	1.0039	1.0990%	10,348.89
28-	SANCTORUM DE L. C	402,227.12	332,945.00	1.2081	1.3226%	12,454.33
29-	SAN DAMIAN TEXOLOC	554,791.00	514,056.00	1.0792	1.1816%	11,126.04
30-	SAN FCO. TETLANOHCAN	938,104.00	953,365.00	0.9840	1.0773%	10,144.10
31-	SAN JERONIMO ZACUALPAN	210,450.00	329,805.90	0.6381	0.6986%	6,578.28
32-	SAN JOSE TEACALCO	495,498.00	678,822.50	0.7299	0.7991%	7,525.01
33-	SAN JUAN HUACTZINCO	325,825.00	388,845.00	0.8379	0.9174%	8,638.32
34-	SAN LORENZO AXOCOMANITLA	196,840.00	191,300.00	1.0290	1.1265%	10,607.67
35-	SAN LUCAS TECOUILCO	339,435.00	190,740.00	1.7796	1.9483%	18,345.79
36-	SAN PABLO DEL MONTE	5,982,649.00	4,678,325.50	1.2788	1.4000%	13,183.32
37-	SANTA ANA NOPALUCAN	374,615.00	121,180.00	3.0914	3.3844%	31,869.54
38-	SANTA APOLONIA TEACALCO	701,600.00	149,147.00	4.7041	5.1500%	48,494.97
39-	SANTA CATARINA AYOMETLA	260,484.50	243,755.00	1.0686	1.1699%	11,016.66
40-	SANTA CRUZ QUILEHTLA	464,592.00	159,572.52	2.9115	3.1875%	30,014.78
41-	SANTA CRUZ TLAXCALA	542,823.00	293,000.00	1.8526	2.0283%	19,099.07
42-	SANTA ISABEL XILOXOTLA	801,542.00	475,444.00	1.6859	1.8457%	17,379.95
43-	TENANCINGO	472,790.00	359,520.00	1.3151	1.4397%	13,557.10
44-	TEOLOCHOLCO	1,507,481.15	1,214,310.00	1.2414	1.3591%	12,798.05
45-	TEPETITLA DELARDIZABAL	506,684.63	608,479.00	0.8327	0.9116%	8,584.47
46-	TEPEYANCO	284,184.00	179,288.00	1.5851	1.7353%	16,340.68
47-	TERRENATE	715,567.00	141,544.00	5.0554	5.5347%	52,117.12
48-	TETLA DE LA SOLIDARIDAD	1,546,316.27	1,772,654.01	0.8723	0.9550%	8,992.82
49-	TETLATLAHUCA	432,960.00	672,936.00	0.6434	0.7044%	6,632.78
50-	TLAXCALA	41,151,201.19	44,625,525.00	0.9221	1.0096%	9,506.50
51-	TLAXCO	1,157,244.00	1,276,157.50	0.9068	0.9928%	9,348.51
52-	TOCATLAN	264,151.01	175,362.00	1.5063	1.6491%	15,528.82
53-	TOTOLAC	931,275.50	1,001,432.00	0.9299	1.0181%	9,586.90
54-	TZOMPANTEPEC	811,949.00	1,405,779.00	0.5776	0.6323%	5,954.34
55-	XALOZTOC	1,245,689.00	1,101,340.50	1.1311	1.2383%	11,660.30
56-	XALTOCAN	444,678.50	1,267,775.00	0.3508	0.3840%	3,615.98
57-	XICOHTZINCO	814,331.78	932,416.00	0.8734	0.9561%	9,603.54
58-	YAUHQUEMEHCAN	3,143,358.30	2,072,467.00	1.5167	1.6605%	15,636.08
59-	ZACATELCO	5,092,783.57	3,379,735.00	1.5069	1.6497%	15,534.39
60-	ZITLALTEPEC DE T. S. S	145,960.37	103,010.00	1.4170	1.5513%	14,607.54
<b>TOTALES</b>		<b>171,241,489.00</b>	<b>153,222,184.16</b>	<b>91.3412</b>	<b>100.0000%</b>	<b>941,647.18</b>

 <b>DETERMINACIÓN DEL FONDO NIVEL AGUA 5% (V)</b>					
DISTRIBUCIÓN DE GASOLINAS Y DIESEL <span style="float: right;">9,416,471.80</span>					
<b>470,823.59</b>					
<b>ENERO MARZO DE 2019</b>					
NO.	MUNICIPIO	DERECHOS DE AGUA 2017 (A)	DINAMICA DE CRECIMIENTO B=(A/A)	FACTOR DE DISTRIBUCIÓN C=B/TOTALB	PARTICIPACIÓN D=C*F5
1 -	ACUAMANALA DE M. H.	94,088.00	0.0005	0.0549%	258.69
2 -	ATLTZAYANCA	362,219.00	0.0021	0.2115%	995.91
3 -	AMAXAC DE GRO	604,125.00	0.0035	0.3528%	1,661.02
4 -	APETATITLAN DE A. C.	2,483,345.50	0.0145	1.4502%	6,827.89
5 -	APIZACO	30,927,775.00	0.1806	18.0609%	85,035.04
6 -	ATLANGATEPEC	204,751.00	0.0012	0.1196%	562.96
7 -	BENITO JUAREZ	476,055.00	0.0028	0.2780%	1,308.90
8 -	CALPULALPAN	8,126,219.50	0.0475	4.7455%	22,342.81
9 -	CHIAUTEMPAN	13,446,658.22	0.0785	7.8525%	36,971.20
10 -	CONTLA DE J. C.	939,723.00	0.0055	0.5488%	2,583.74
11 -	CUAPIXTLA	680,249.50	0.0040	0.3972%	1,870.33
12 -	CUAXOMULCO	769,104.50	0.0045	0.4491%	2,114.63
13 -	EL CARMEN TEQUEXQUITLA	713,232.22	0.0042	0.4165%	1,961.01
14 -	EMILIANO ZAPATA	194,767.50	0.0011	0.1137%	535.51
15 -	ESPAÑITA	999,676.00	0.0058	0.5838%	2,748.58
16 -	HUAMANTLA	24,062,117.86	0.1405	14.0516%	66,158.11
17 -	HUEYOTLIPAN	2,175,933.08	0.0127	1.2707%	5,982.67
18 -	IXTACUIXTLA DE M. M.	301,480.00	0.0018	0.1761%	828.91
19 -	IXTENCO	1,266,681.36	0.0074	0.7397%	3,482.70
20 -	LA MAGDALENA TLALTELULCO	1,029,941.00	0.0060	0.6015%	2,831.79
21 -	LAZARO CARDENAS	190,809.49	0.0011	0.1114%	524.63
22 -	MAZATECOCHCO DE J. M. M.	778,713.00	0.0045	0.4547%	2,141.05
23 -	MUÑOZ DE D. A.	136,760.00	0.0008	0.0799%	376.02
24 -	NANACAMILPA DE M. A.	3,554,945.65	0.0208	2.0760%	9,774.22
25 -	NATIVITAS	1,022,015.00	0.0060	0.5968%	2,810.00
26 -	PANOTLA	1,462,818.73	0.0085	0.8542%	4,021.98
27 -	PAPALOTLA DE X.	977,204.00	0.0057	0.5707%	2,686.79
28 -	SANCTORUM DE L. C.	402,227.12	0.0023	0.2349%	1,105.91
29 -	SAN DAMIAN TEXOLOC	554,791.00	0.0032	0.3240%	1,525.38
30 -	SAN FCO. TETLANOHCAN	938,104.00	0.0055	0.5478%	2,579.29
31 -	SAN JERONIMO ZACUALPAN	210,450.00	0.0012	0.1229%	578.63
32 -	SAN JOSE TEACALCO	495,498.00	0.0029	0.2894%	1,362.36
33 -	SAN JUAN HUACTZINCO	325,825.00	0.0019	0.1903%	895.85
34 -	SAN LORENZO AXOCOMANITLA	196,840.00	0.0011	0.1149%	541.21
35 -	SAN LUCAS TECOPILCO	339,435.00	0.0020	0.1982%	933.27
36 -	SAN PABLO DEL MONTE	5,982,649.00	0.0349	3.4937%	16,449.12
37 -	SANTA ANA NOPALUCAN	374,615.00	0.0022	0.2188%	1,029.99
38 -	SANTA APOLONIA TEACALCO	701,600.00	0.0041	0.4097%	1,929.03
39 -	SANTA CATARINA AYOMETLA	260,484.50	0.0015	0.1521%	716.19
40 -	SANTA CRUZ QUILIBTLA	464,592.00	0.0027	0.2713%	1,277.38
41 -	SANTA CRUZ TLAXCALA	542,823.00	0.0032	0.3170%	1,492.48
42 -	SANTA ISABEL XILOXOTLA	801,542.00	0.0047	0.4681%	2,203.82
43 -	TENANCINGO	472,790.00	0.0028	0.2761%	1,299.92
44 -	TEOLOCHOLCO	1,507,481.15	0.0088	0.8803%	4,144.78
45 -	TEPETITLA DE LARDIZABAL	506,684.63	0.0030	0.2959%	1,393.11
46 -	TEPEYANCO	284,184.00	0.0017	0.1660%	781.36
47 -	TERREÑATE	715,567.00	0.0042	0.4179%	1,967.43
48 -	TETLA DE LA SOLIDARIDAD	1,546,316.27	0.0090	0.9030%	4,251.55
49 -	TETLATLAHUCA	432,960.00	0.0025	0.2528%	1,190.41
50 -	TLAXCALA	41,151,201.19	0.2403	24.0311%	113,144.05
51 -	TLAXCO	1,157,244.00	0.0068	0.6758%	3,181.81
52 -	TOCATLAN	264,151.01	0.0015	0.1543%	726.28
53 -	TOTOLAC	931,275.50	0.0054	0.5438%	2,560.52
54 -	TZOMPANTEPEC	811,949.00	0.0047	0.4742%	2,232.43
55 -	XALOZTOC	1,245,689.00	0.0073	0.7274%	3,424.99
56 -	XALTOCAN	444,678.50	0.0026	0.2597%	1,222.63
57 -	XICOHTZINCO	814,331.78	0.0048	0.4755%	2,238.98
58 -	YAUHQUEMEHCAN	3,143,358.30	0.0184	1.8356%	8,642.57
59 -	ZACATELCO	5,092,783.57	0.0297	2.9740%	14,002.46
60 -	ZITLALTEPEC DE T. S. S.	145,960.37	0.0009	0.0852%	401.31
<b>TOTALES</b>		<b>171,241,489.00</b>	<b>1.0000</b>	<b>100.0000%</b>	<b>470,823.59</b>

		TOTAL GASOLINAS Y DIESEL					
		ENERO MARZO DE 2019					
	MUNICIPIO	PARTICIPACION FONDO I (A)	PARTICIPACION FONDO II (B)	PARTICIPACION FONDO III (C)	PARTICIPACION FONDO IV (D)	PARTICIPACION FONDO V (E)	TOTAL A DISTRIB. DE ENE- MAR 2019
1.	ACUAMANALA DE M. H.	30,683.04	11,089.26	2,090.94	19,393.08	258.69	63,515.02
2.	ATLTZAYANCA	88,931.62	89,728.72	4,750.78	8,676.28	995.91	193,083.32
3.	AMAXAC DE GRO.	57,710.01	16,089.80	2,902.37	12,153.26	1,661.02	90,516.46
4.	APETATITLAN DE A. C.	79,081.98	13,918.00	8,961.66	21,305.95	6,827.89	130,095.48
5.	APIZACO	407,160.07	16,600.51	99,444.85	11,082.86	85,035.04	619,323.33
6.	ATLANGATEPEC	34,163.04	18,321.56	1,360.20	7,730.75	562.96	62,138.50
7.	BENITO JUAREZ	31,268.22	14,349.98	590.02	9,963.31	1,308.90	57,480.42
8.	CALPULALPAN	250,565.22	12,765.94	15,433.92	10,190.86	22,342.81	311,298.74
9.	CHIAUTEMPAN	362,557.03	13,410.88	20,658.60	10,682.16	36,971.20	444,279.87
10.	CONTLA DE J. C.	198,494.68	16,043.57	3,761.78	18,597.57	2,583.74	239,481.34
11.	CUAPIXTLA	79,423.76	10,017.68	1,823.69	9,474.29	1,870.33	102,609.74
12.	CUAXOMULCO	27,301.43	19,656.73	1,343.87	36,315.63	2,114.63	86,732.29
13.	EL CARMEN TEQUEXQUITLA	89,376.98	13,461.56	3,674.90	18,420.72	1,961.01	126,895.17
14.	EMILIANO ZAPATA	23,619.47	12,091.84	427.92	11,981.99	535.51	48,656.73
15.	ESPAÑITA	44,887.86	47,482.26	1,638.30	12,143.09	2,748.58	108,900.10
16.	HUAMANTLA	481,022.05	12,155.03	29,284.41	14,821.35	66,158.11	603,440.95
17.	HUEYOTLIPAN	75,477.69	10,215.82	1,781.82	16,499.17	5,982.67	109,957.17
18.	IXTACUIXTLA DE M. M.	198,463.61	10,422.75	8,265.95	10,309.12	828.91	228,290.34
19.	IXTENCO	36,664.29	11,883.79	1,056.81	8,786.25	3,482.70	61,873.85
20.	LA MAGDALENA TLALTELUICO	97,735.20	14,917.68	4,279.01	15,402.28	2,831.79	135,165.96
21.	LAZARO CARDENAS	16,069.11	24,947.92	349.83	17,422.42	524.63	59,313.90
22.	MAZATECOCHCO DE J. M. M.	56,451.62	15,912.21	1,109.80	19,935.40	2,141.05	95,550.07
23.	MUÑOZ DE D. A.	24,230.54	8,413.72	598.38	3,857.79	376.02	37,476.45
24.	NANA CAMILPA DE M. A.	93,809.84	14,476.91	6,041.63	18,138.27	9,774.22	142,240.87
25.	NATIVITAS	129,738.77	14,878.69	2,124.61	74,154.89	2,810.00	223,706.97
26.	PANOTLA	140,618.95	18,653.38	7,605.38	18,375.80	4,021.98	189,275.49
27.	PAPALOTLA DE X.	157,242.17	12,558.14	16,118.54	10,348.89	2,686.79	198,954.54
28.	SANCTORUM DE L. C.	49,144.65	11,782.40	2,166.79	12,454.33	1,105.91	76,654.09
29.	SAN DAMIAN TEXOLOCO	28,839.47	20,498.10	570.54	11,126.04	1,525.38	62,559.53
30.	SAN FCO. TETLANOHCAN	56,498.22	12,939.18	624.30	10,144.10	2,579.29	82,785.09
31.	SAN JERONIMO ZAQUALPAN	19,507.68	8,595.51	291.05	6,578.28	578.63	35,551.15
32.	SAN JOSE TEACALCO	30,672.68	10,128.60	351.11	7,525.01	1,362.36	50,039.76
33.	SAN JUAN HUAQTZINCO	38,896.26	15,927.02	726.27	8,638.32	895.85	65,083.72
34.	SAN LORENZO AXOCOMANITLA	29,093.22	16,118.72	604.81	10,607.67	541.21	56,965.63
35.	SAN LUCAS TECOPILOCO	16,214.11	18,336.24	735.24	18,345.79	933.27	54,564.64
36.	SAN PABLO DEL MONTE	400,003.28	9,522.56	5,090.45	13,183.32	16,449.12	444,248.73
37.	SANTA ANA NOPALUCAN	40,253.04	25,451.74	557.58	31,869.54	1,029.99	99,161.89
38.	SANTA APOLONIA TEACALCO	23,609.11	20,779.61	232.50	48,494.97	1,929.03	95,045.22
39.	SANTA CATARINA AYOMETLA	45,659.47	16,520.11	848.14	11,016.66	716.19	74,760.58
40.	SANTA CRUZ QUILEHTLA	37,125.19	20,062.63	1,099.65	30,014.78	1,277.38	39,579.63
41.	SANTA CRUZ TLAXCALA	104,824.66	14,260.25	8,654.12	19,099.07	1,492.48	148,330.58
42.	SANTA ISABEL XILOXOTLA	25,851.43	9,179.70	1,510.27	17,379.95	2,203.82	56,125.16
43.	TENANCINGO	66,461.80	20,876.50	2,039.65	13,557.10	1,299.92	104,234.97
44.	TEOLOCHOLCO	126,253.59	11,018.93	5,059.36	12,798.05	4,144.78	159,274.72
45.	TEPETITLA DE LARDIZABAL	109,060.73	17,358.73	2,654.53	8,584.47	1,393.11	139,051.58
46.	TEPEYANCO	62,386.26	11,564.50	2,172.71	16,340.68	781.36	93,245.50
47.	TERRENATE	76,363.23	24,455.61	1,728.82	52,117.12	1,967.43	156,632.21
48.	TETLA DE LA SOLIDARIDAD	168,888.78	11,295.70	24,345.10	8,992.82	4,251.55	217,773.95
49.	TETLAHLAHCUA	69,465.37	10,971.56	385.12	6,632.78	1,190.41	88,645.24
50.	TLAXCALA	492,228.48	10,581.66	95,293.32	9,506.50	113,144.05	720,754.01
51.	TLAXCO	220,275.75	13,074.25	6,997.27	9,348.51	3,181.81	252,877.59
52.	TOCATLAN	30,258.40	9,557.58	817.21	15,528.82	726.28	56,888.28
53.	TOTOLAC	112,965.38	10,227.32	8,445.60	9,586.90	2,560.52	143,785.71
54.	TZOMPANTEPEC	84,716.26	11,116.51	3,371.47	5,954.34	2,232.43	107,391.02
55.	XALOZTOC	123,793.77	9,661.52	8,445.60	11,660.30	3,424.99	156,986.17
56.	XALTOCAN	53,147.69	6,207.76	3,442.71	3,615.98	1,222.63	67,636.76
57.	XICOHTZINCO	70,578.76	10,327.36	6,353.20	9,003.54	2,238.98	98,501.85
58.	YAUHQUEMEHCAN	198,318.61	12,743.73	19,236.90	15,636.08	8,642.57	254,577.89
59.	ZACATELCO	221,052.54	6,291.37	7,124.96	15,534.39	14,002.46	264,005.72
60.	ZITLALTEPEC DE T. S. S.	46,374.12	9,749.90	1,367.31	14,607.54	401.31	72,500.18
<b>TOTAL:</b>		<b>6,591,530.26</b>	<b>941,647.18</b>	<b>470,823.59</b>	<b>941,647.18</b>	<b>470,823.59</b>	<b>9,416,471.80</b>

 <b>CONCILIACIÓN DE PARTICIPACIONES A MUNICIPIOS ENERO - MARZO 2019</b>					
NO.	MUNICIPIO	TOTAL DE PARTICIPACIONES FORMULA	TOTAL DE PARTICIPACIONES CALENDARIO	AJUSTE ENE-MAR 2018	%
1-	ACUAMANALA DE M. H.	63,515.02	60,501.79	3,013.23	4.98%
2-	ATLIZAYANCA	193,083.32	183,923.20	9,160.12	4.98%
3-	AMAXAC DE GRO	90,516.46	86,222.25	4,294.21	4.98%
4-	APETA TITLAN DE A. C.	130,095.48	123,923.59	6,171.89	4.98%
5-	APIZACO	619,323.33	589,941.84	29,381.49	4.98%
6-	ATLANGA TEPEC	62,138.50	59,190.57	2,947.93	4.98%
7-	BENITO JUAREZ	57,480.42	54,753.48	2,726.94	4.98%
8-	CALPULALPAN	311,298.74	296,530.34	14,768.40	4.98%
9-	CHIAUTEMPAN	444,279.87	423,202.66	21,077.21	4.98%
10-	CONTLA DE J. C.	239,481.34	228,120.03	11,361.31	4.98%
11-	CUAPAXTLA	102,609.74	97,741.81	4,867.93	4.98%
12-	CUAXOMULCO	86,732.29	82,617.59	4,114.70	4.98%
13-	EL CARMEN TEQUEXQUITLA	126,895.17	120,875.11	6,020.06	4.98%
14-	EMILIANO ZAPATA	48,656.73	46,348.40	2,308.33	4.98%
15-	ESPAÑITA	108,900.10	103,733.73	5,166.37	4.98%
16-	HUAMANTLA	603,440.95	574,812.94	28,628.01	4.98%
17-	HUEYOTLIPLAN	109,957.17	104,740.67	5,216.50	4.98%
18-	IXTACUXTLA DE M. M.	228,290.34	217,459.96	10,830.38	4.98%
19-	IXTENCO	61,873.85	58,938.47	2,935.38	4.98%
20-	LA MAGDALENA TLALTELULCO	135,165.96	128,753.52	6,412.44	4.98%
21-	LAZARO CARDENAS	59,313.90	56,499.97	2,813.93	4.98%
22-	MAZA TECOCHCO DE J. M. M.	95,550.07	91,017.05	4,533.02	4.98%
23-	MUÑOZ DE D. A.	37,476.45	35,698.51	1,777.94	4.98%
24-	NANACAMILPA DE M. A.	142,240.87	135,492.77	6,748.10	4.98%
25-	NATIVITAS	223,706.97	213,094.03	10,612.94	4.98%
26-	PANOTLA	189,275.49	180,296.01	8,979.48	4.98%
27-	PAPALOTLA DE X.	198,954.54	189,515.88	9,438.66	4.98%
28-	SANCTORUM DEL. C.	76,654.09	73,017.52	3,636.57	4.98%
29-	SAN DAMIAN TEXOLOC	62,559.53	59,591.62	2,967.91	4.98%
30-	SAN FCO. TETLANOHCAN	82,785.09	78,857.65	3,927.44	4.98%
31-	SAN JERONIMO ZACUALPAN	35,551.15	33,864.55	1,686.60	4.98%
32-	SAN JOSE TEACALCO	50,039.76	47,665.81	2,373.95	4.98%
33-	SAN JUAN HUACTZINCO	65,083.72	61,996.06	3,087.66	4.98%
34-	SAN LORENZO AXOCOMANITLA	56,965.63	54,263.10	2,702.53	4.98%
35-	SAN LUCAS TECOPILCO	54,564.64	51,976.03	2,588.61	4.98%
36-	SAN PABLO DEL MONTE	444,248.73	423,173.00	21,075.73	4.98%
37-	SANTA ANA NOPALUCAN	99,161.89	94,457.53	4,704.36	4.98%
38-	SANTA A POLONIA TEACALCO	95,045.22	90,536.15	4,509.07	4.98%
39-	SANTA CATARINA AYOMETLA	74,760.58	71,213.84	3,546.74	4.98%
40-	SANTA CRUZ QUILEHTLA	89,579.63	85,329.86	4,249.77	4.98%
41-	SANTA CRUZ TLAXCALA	148,330.58	141,293.59	7,036.99	4.98%
42-	SANTA ISABEL XILOXOXTLA	56,125.16	53,462.51	2,662.65	4.98%
43-	TENANCINGO	104,234.97	99,289.93	4,945.04	4.98%
44-	TEOLOCHOLCO	159,274.72	151,718.52	7,556.20	4.98%
45-	TEPETITLA DE LARDIZABAL	139,051.58	132,454.79	6,596.79	4.98%
46-	TEPEYANCO	93,245.50	88,821.81	4,423.69	4.98%
47-	TERRENA TE	156,632.21	149,201.38	7,430.83	4.98%
48-	TETLA DE LA SOLIDARIDAD	217,773.95	207,442.48	10,331.47	4.98%
49-	TETLA TLAHUCA	88,645.24	84,439.80	4,205.44	4.98%
50-	TLAXCALA	720,754.01	686,560.51	34,193.50	4.98%
51-	TLAXCO	252,877.59	240,880.75	11,996.84	4.98%
52-	TOCATLAN	56,888.28	54,189.43	2,698.85	4.98%
53-	TOTOLAC	143,785.71	136,964.33	6,821.38	4.98%
54-	TZOMPANTEPEC	107,391.02	102,296.25	5,094.77	4.98%
55-	XALOZTOC	156,986.17	149,538.55	7,447.62	4.98%
56-	XALTOCAN	67,636.76	64,427.99	3,208.77	4.98%
57-	XICOITZINCO	98,501.85	93,828.79	4,673.06	4.98%
58-	YAUHQUEMEHCAN	254,577.89	242,500.40	12,077.49	4.98%
59-	ZACATELCO	264,005.72	251,480.96	12,524.76	4.98%
60-	ZITLALTEPEC DE T. S. S.	72,500.18	69,060.67	3,439.51	4.98%
<b>TOTAL</b>		<b>9,416,471.80</b>	<b>8,969,742.33</b>	<b>446,729.47</b>	<b>4.98%</b>

\* \* \* \* \*

**PUBLICACIONES OFICIALES**

\* \* \* \* \*



El Periódico Oficial del Estado de Tlaxcala es integrante activo de la Red de Publicaciones Oficiales Mexicanas (REPOMEX) y de la Red de Boletines Oficiales Americanos (REDBOA).

**RED BOA**  
Foro Americano de Diarios Oficiales