

# DÉCIMA TERCERA SESIÓN ORDINARIA DEL CONSEJO PERMANENTE DE COORDINACIÓN HACENDARIA 2020

# ORDEN DEL DÍA

## **I. PASE DE LISTA Y VERIFICACIÓN DEL QUÓRUM LEGAL.**

### **ING. MARÍA ALEJANDRA MARISELA NANDE ISLAS**

Secretaria de Planeación y Finanzas del Estado de Tlaxcala y Presidenta del Consejo Permanente de Coordinación Hacendaria.

## **II. APROBACIÓN DEL ORDEN DEL DÍA.**

### **ING. MARÍA ALEJANDRA MARISELA NANDE ISLAS**

Secretaria de Planeación y Finanzas del Estado de Tlaxcala y Presidenta del Consejo Permanente de Coordinación Hacendaria.

## **III. PALABRAS DE BIENVENIDA.**

### **ING. MARÍA ALEJANDRA MARISELA NANDE ISLAS**

Secretaria de Planeación y Finanzas del Estado de Tlaxcala y Presidenta del Consejo Permanente de Coordinación Hacendaria.

## **IV.COMPORTAMIENTO DE LOS INGRESOS FEDERALES Y ESTATALES ENE- MAR 2020.**

### **ING. MARÍA ALEJANDRA MARISELA NANDE ISLAS**

Secretaria de Planeación y Finanzas del Estado de Tlaxcala y Presidenta del Consejo Permanente de Coordinación Hacendaria.

## **V. DETERMINACIÓN DEL PRIMER AJUSTE TRIMESTRAL DE PARTICIPACIONES A MUNICIPIOS 2020.**

### **ING. MARÍA ALEJANDRA MARISELA NANDE ISLAS**

Secretaria de Planeación y Finanzas del Estado de Tlaxcala y Presidenta del Consejo Permanente de Coordinación Hacendaria.

**VI. INFORME SOBRE LAS TRANSFERENCIAS DEL FONDO DE COMPENSACIÓN E INCENTIVO A LA VENTA FINAL DE GASOLINAS Y DIESEL POR EL PERIODO DE ENERO-MARZO DE 2020.**

**ING. MARÍA ALEJANDRA MARISELA NANDE ISLAS**

Secretaria de Planeación y Finanzas del Estado de Tlaxcala y Presidenta del Consejo Permanente de Coordinación Hacendaria.

**VII. INFORME DE DISTRIBUCIÓN DEL FONDO DE ESTABILIZACIÓN DE LOS INGRESOS DE LAS ENTIDADES FEDERATIVAS (FEIEF) DEFINITIVO DE 2019.**

**ING. MARÍA ALEJANDRA MARISELA NANDE ISLAS**

Secretaria de Planeación y Finanzas del Estado de Tlaxcala y Presidenta del Consejo Permanente de Coordinación Hacendaria.

**VIII. PRESENTACION DE LA RECAUDACIÓN DEL IMPUESTO PREDIAL Y DERECHOS POR EL SUMINISTRO DE AGUA ENE-DIC 2019.**

**ING. MARÍA ALEJANDRA MARISELA NANDE ISLAS**

Secretaria de Planeación y Finanzas del Estado de Tlaxcala y Presidenta del Consejo Permanente de Coordinación Hacendaria.

**IX.- COMPORTAMIENTO DEL FONDO ISR MUNICIPAL ENERO-MARZO DE 2020.**

**ING. MARÍA ALEJANDRA MARISELA NANDE ISLAS**

Secretaria de Planeación y Finanzas del Estado de Tlaxcala y Presidenta del Consejo Permanente de Coordinación Hacendaria.

**IX. INTERVENCIÓN DEL ÓRGANO DE FISCALIZACIÓN SUPERIOR**

**C.P. MARÍA ISABEL DELFINA MALDONADO TEXTLE.**

Auditora Superior del Órgano de Fiscalización Superior del H. Congreso del Estado.

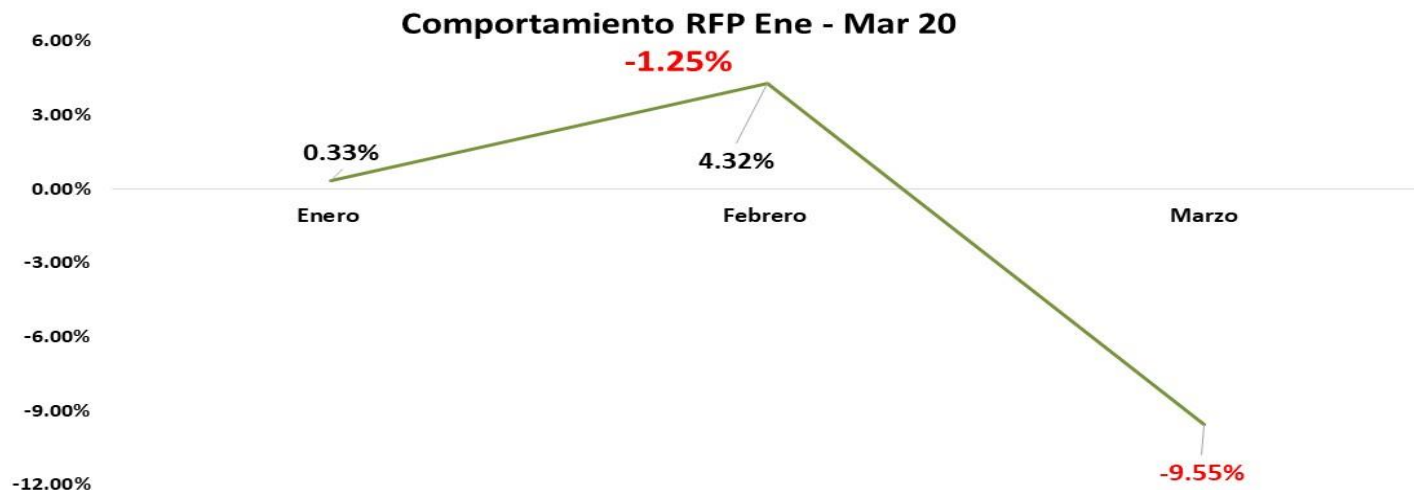
**X. ASUNTOS GENERALES EN MATERIA HACENDARIA.**

# **COMPORTAMIENTO DE LOS INGRESOS FEDERALES Y ESTATALES ENERO – MARZO DE 2020.**

La Recaudación Federal Participable (RFP) por el Periodo Ene - Mar 2020, presenta un decremento del **-1.25%** lo que representa una caída de mas de **-10.6 mmp**, la RFP es la base para la determinación de las Participaciones Federales a Estados y Municipios, por lo que cualquier caída impacta directamente la hacienda publica Federal, Estatal y Municipal, tal como se muestra en el cuadro y gráfico siguiente:

| Comportamiento de la RFP de Enero a Marzo de 2020 |         |         |         |         |
|---|---------|---------|---------|---------|
|   | Enero   | Febrero | Marzo   | Total   |
| RFP real  | 246,523 | 352,571 | 247,274 | 846,368 |
| Estimada  | 245,710 | 337,975 | 273,379 | 857,063 |
| Absoluta  | 813     | 14,596  | -26,104 | -10,695 |
| Relativa  | 0.33%   | 4.32%   | -9.55%  | -1.25%  |

Fuente: Unidad de Coordinación con Entidades Federativas, SHCP



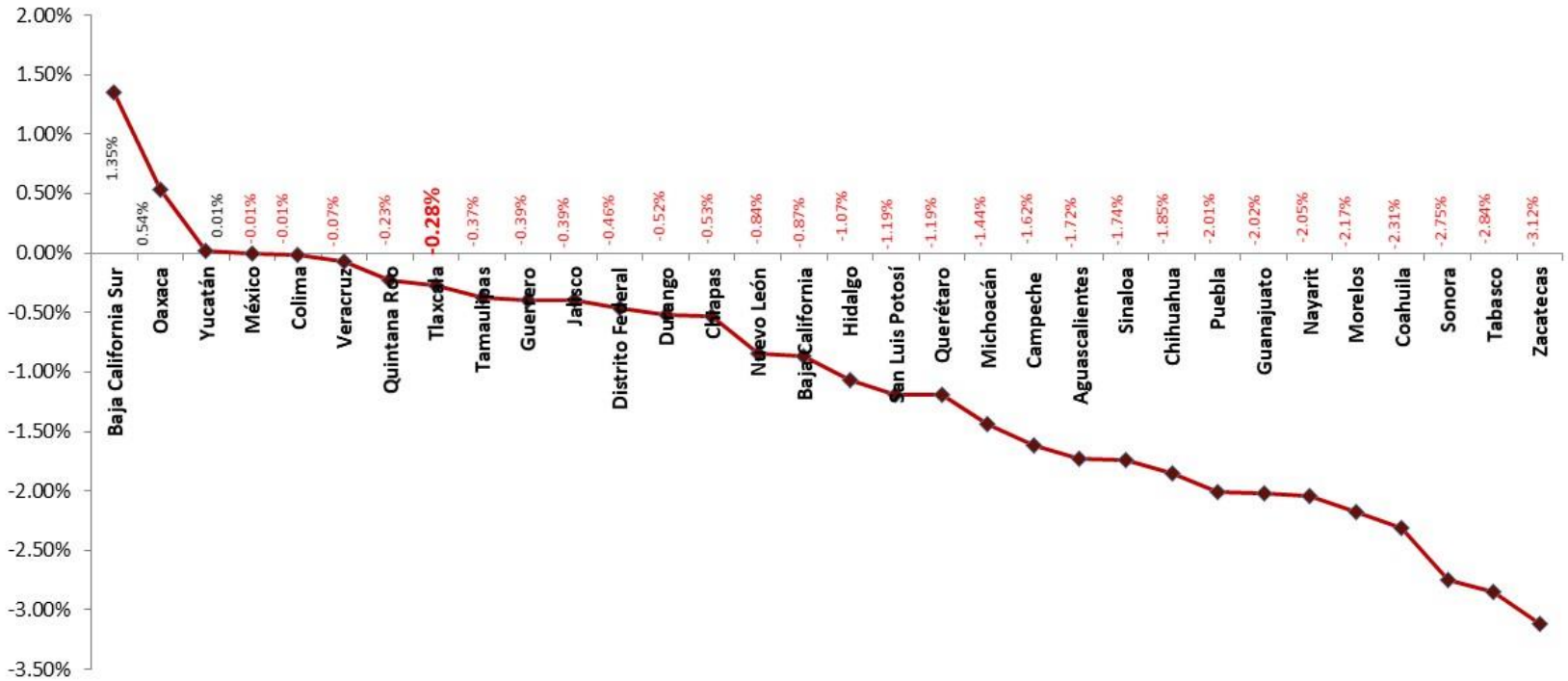
En este sentido, una vez aplicada las fórmulas de distribución de participaciones federales, establecida en la Ley de Coordinación Fiscal en el periodo Ene-Mar de 2020, Las entidades federativas tuvieron un decremento de **-0.90%**, en comparación con las cifras publicadas por la SHCP, El Estado de Tlaxcala registró un decremento de **-0.28%**.

| FONDOS REFERENCIADOS A LA RECAUDACIÓN FEDERAL PARTICIPABLE  |                     |                   |                  |               |
|---|---------------------|-------------------|------------------|---------------|
| ENERO-MARZO DE 2020   |                     |                   |                  |               |
| CONCEPTO  | PROGRAMADO DOF 2020 | PAGADO SHCP 2020  | DIFERENCIA       |               |
|   |                     |                   | NOMINAL          | PORCENTUAL    |
| FGP   | 172,343.91          | 172,678.55        | 334.64           | 0.19%         |
| FFM   | 8,570.63            | 8,615.93          | 45.29            | 0.53%         |
| FOFIE   | 9,756.68            | 8,920.89          | -835.79          | -8.57%        |
| IEPS  | 4,411.59            | 4,322.37          | -89.22           | -2.02%        |
| FOCO  | 1,295.54            | 1,067.67          | -227.87          | -17.59%       |
| GASOLINAS Y DIESEL  | 5,829.94            | 4,792.66          | -1,037.28        | -17.79%       |
| <b>TOTAL</b>  | <b>202,208.29</b>   | <b>200,398.07</b> | <b>-1,810.22</b> | <b>-0.90%</b> |
| Fuente: DOF 03 de enero de 2020 <a href="http://www.dof.gob.mx">www.dof.gob.mx</a> , <a href="http://www.shcp.gob.mx">www.shcp.gob.mx</a> |                     |                   |                  |               |

| FONDOS REFERENCIADOS A LA RECAUDACION FEDERAL PARTICIPABLE TLAXCALA   |                     |                  |              |               |
|---|---------------------|------------------|--------------|---------------|
| ENERO-MARZO DE 2020   |                     |                  |              |               |
| CONCEPTO  | PROGRAMADO DOF 2020 | PAGADO SHCP 2020 | DIFERENCIA   |               |
|   |                     |                  | NOMINAL      | PORCENTUAL    |
| FGP   | 1,734.68            | 1,766.75         | 32.07        | 1.85%         |
| FFM   | 120.29              | 120.14           | -0.14        | -0.12%        |
| FOFIR   | 88.10               | 78.45            | -9.65        | -10.95%       |
| IEPS  | 20.97               | 19.79            | -1.19        | -5.66%        |
| FOCO  | 132.20              | 108.94           | -23.25       | -17.59%       |
| GASOLINAS Y DIESEL  | 48.22               | 44.42            | -3.80        | -7.88%        |
| <b>TOTAL</b>  | <b>2,144.46</b>     | <b>2,138.51</b>  | <b>-5.96</b> | <b>-0.28%</b> |
| Fuente: DOF 03 de enero de 2020 <a href="http://www.dof.gob.mx">www.dof.gob.mx</a> , <a href="http://www.shcp.gob.mx">www.shcp.gob.mx</a> |                     |                  |              |               |

| COMPORTAMIENTO DE LAS PARTICIPACIONES REFERENCIADAS A LA RFP |                             |                              |               |               |
|--|-----------------------------|------------------------------|---------------|---------------|
| ENERO MARZO DE 2020  |                             |                              |               |               |
| CONCEPTO   | PARTICIPACIONES<br>DOF 2020 | PARTICIPACIONES<br>REAL 2020 | DIFERENCIA    |               |
|  |                             |                              | NOMINAL       | PORCENTUAL    |
| Baja California Sur  | 1,460                       | 1,480                        | 20            | 1.35%         |
| Oaxaca   | 5,885                       | 5,917                        | 32            | 0.54%         |
| Yucatán  | 3,503                       | 3,504                        | 0             | 0.01%         |
| México   | 27,915                      | 27,913                       | -3            | -0.01%        |
| Colima   | 1,310                       | 1,309                        | 0             | -0.01%        |
| Veracruz   | 12,103                      | 12,094                       | -9            | -0.07%        |
| Quintana Roo   | 2,713                       | 2,707                        | -6            | -0.23%        |
| <b>Tlaxcala</b>  | <b>2,144</b>                | <b>2,139</b>                 | <b>-6</b>     | <b>-0.28%</b> |
| Tamaulipas   | 5,648                       | 5,627                        | -21           | -0.37%        |
| Guerrero   | 4,964                       | 4,945                        | -19           | -0.39%        |
| Jalisco  | 13,224                      | 13,172                       | -52           | -0.39%        |
| Distrito Federal   | 20,696                      | 20,600                       | -96           | -0.46%        |
| Durango  | 2,732                       | 2,718                        | -14           | -0.52%        |
| Chiapas  | 8,016                       | 7,974                        | -43           | -0.53%        |
| Nuevo León   | 9,273                       | 9,194                        | -78           | -0.84%        |
| Baja California  | 5,760                       | 5,710                        | -50           | -0.87%        |
| Hidalgo  | 4,285                       | 4,239                        | -46           | -1.07%        |
| San Luis Potosí  | 4,181                       | 4,131                        | -50           | -1.19%        |
| Querétaro  | 3,453                       | 3,412                        | -41           | -1.19%        |
| Michoacán  | 6,601                       | 6,506                        | -95           | -1.44%        |
| Campeche   | 1,637                       | 1,610                        | -27           | -1.62%        |
| Aguascalientes   | 2,212                       | 2,174                        | -38           | -1.72%        |
| Sinaloa  | 5,212                       | 5,121                        | -91           | -1.74%        |
| Chihuahua  | 5,964                       | 5,854                        | -110          | -1.85%        |
| Puebla   | 9,029                       | 8,847                        | -181          | -2.01%        |
| Guanajuato   | 8,924                       | 8,744                        | -180          | -2.02%        |
| Nayarit  | 2,056                       | 2,014                        | -42           | -2.05%        |
| Morelos  | 2,883                       | 2,821                        | -63           | -2.17%        |
| Coahuila   | 4,667                       | 4,559                        | -108          | -2.31%        |
| Sonora   | 5,617                       | 5,462                        | -155          | -2.75%        |
| Tabasco  | 5,554                       | 5,396                        | -158          | -2.84%        |
| Zacatecas  | 2,586                       | 2,505                        | -81           | -3.12%        |
| <b>TOTAL</b>   | <b>202,208</b>              | <b>200,398</b>               | <b>-1,810</b> | <b>-0.90%</b> |

**COMPORTAMIENTO DE LAS PARTICIPACIONES REFERENCIADAS A LA RFP  
ENERO - MARZO 2020  
PROMEDIO NACIONAL -0.90%**





En el desglose por fondo, comparando la estimación realizada por la SHCP y lo realmente transferido al Estado por el periodo enero - marzo de 2020, se presenta un crecimiento en los Ingresos Federales de 98.9 mdp, ( incluye recursos de FEIEF), por la gravedad de la situación económica mundial se recomienda tomar medidas de austeridad y priorización del gasto, pues se espera una caída en la económica de todos los sectores.

| Comportamiento de las Participaciones Federales e Incentivos Economicos |                         |                         |                         |                       |              |                       |                |
|---|-------------------------|-------------------------|-------------------------|-----------------------|--------------|-----------------------|----------------|
| Enero - Marzo de 2020   |                         |                         |                         |                       |              |                       |                |
| Concepto  | 2019                    | 2020                    |                         | Diferencias           |              |                       |                |
|   |                         | Programado SHCP         | Pagado                  | 2020-2019             |              | 2020 prog vs Real     |                |
|   |                         |                         |                         | Absolutas             | Relativas    | Absolutas             | Relativas      |
| <b>Participaciones</b>  | <b>2,251,740,124.00</b> | <b>2,324,243,538.00</b> | <b>2,445,479,061.00</b> | <b>193,738,937.00</b> | <b>8.60%</b> | <b>121,235,523.00</b> | <b>5.22%</b>   |
| Fondo General de Participaciones  | 1,648,300,006.00        | 1,734,684,905.00        | 1,787,530,424.00        | 139,230,418.00        | 8.45%        | 52,845,519.00         | 3.05%          |
| Fondo de Fomento Municipal  | 119,467,330.00          | 120,285,835.00          | 120,466,097.00          | 998,767.00            | 0.84%        | 180,262.00            | 0.15%          |
| Fondo de Fiscalización y Recaudación                                    | 75,318,887.00           | 88,099,874.00           | 78,254,858.00           | 2,935,971.00          | 3.90%        | 9,845,016.00          | -11.17%        |
| Fondo de Compensación   | 122,397,723.00          | 132,196,709.00          | 108,944,947.00          | -13,452,776.00        | -10.99%      | 23,251,762.00         | -17.59%        |
| Impuesto Especial Sobre Prod. Y Serv.                                   | 21,358,437.00           | 20,974,075.00           | 19,785,940.00           | -1,572,497.00         | -7.36%       | 1,188,135.00          | -5.66%         |
| Fondo ISR   | 217,815,382.00          | 179,780,399.00          | 286,074,173.00          | 68,258,791.00         | 31.34%       | 106,293,774.00        | 59.12%         |
| Gasolinas y Diesel  | 47,082,359.00           | 48,221,741.00           | 44,422,622.00           | -2,659,737.00         | -5.65%       | 3,799,119.00          | -7.88%         |
| <b>Incentivos Economicos</b>  | <b>30,792,096.00</b>    | <b>55,156,767.00</b>    | <b>32,907,707.00</b>    | <b>2,115,611.00</b>   | <b>6.87%</b> | <b>22,249,060.00</b>  | <b>-40.34%</b> |
| Tenencia  | -                       | -                       | -                       | -                     | 0.00%        | -                     | 0.00%          |
| Fondo Compensación ISAN   | 2,380,323.00            | 2,474,346.00            | 2,474,346.00            | 94,023.00             | 3.95%        | -                     | 0.00%          |
| Impuesto Sobre Automobiles Nuevos                                       | 9,929,398.00            | 9,495,105.00            | 9,335,509.00            | -593,889.00           | -5.98%       | 159,596.00            | -1.68%         |
| Fondo Repecos e Intermedios   | 1,618,833.00            | 1,528,224.00            | 1,506,449.00            | -112,384.00           | -6.94%       | 21,775.00             | -1.42%         |
| Otros Incentivos  | 16,863,542.00           | 41,659,092.00           | 19,591,403.00           | 2,727,861.00          | 16.18%       | 22,067,689.00         | -52.97%        |
| <b>Total</b>  | <b>2,282,532,220.00</b> | <b>2,379,400,305.00</b> | <b>2,478,386,768.00</b> | <b>195,854,548.00</b> | <b>8.58%</b> | <b>98,986,463.00</b>  | <b>4.16%</b>   |

El cuadro incluye recursos del FEIEF definitivo de 2019, mismo que fue distribuido a los municipios en tiempo y forma tal como o establece la normatividad aplicable.




**El desglose por fondo, comparando las cifras aprobadas en la Ley de Ingresos del Estado contra lo realmente transferido al Estado por el periodo enero - marzo de 2020, se presenta un crecimiento en los Ingresos Federales de 45.2mdp, (incluye recursos de FEIEF e ingresos por ISR), que representa un crecimiento de apenas el 1.86%.**

**Comportamiento de las Participaciones Federales e Incentivos Economicos**

**Enero - Marzo de 2020**

| Concepto                              | 2019                    | 2020                    |                         | Diferencias           |              |                      |                |
|---------------------------------------|-------------------------|-------------------------|-------------------------|-----------------------|--------------|----------------------|----------------|
|                                       |                         | Programado LIET         | Pagado                  | 2020-2019             |              | 2020 Prog vs Real    |                |
|                                       |                         |                         |                         | Absolutas             | Relativas    | Absolutas            | Relativas      |
| <b>Participaciones</b>                | <b>2,251,740,124.00</b> | <b>2,369,510,778.00</b> | <b>2,445,479,061.00</b> | <b>193,738,937.00</b> | <b>8.60%</b> | <b>75,968,283.00</b> | <b>3.21%</b>   |
| Fondo General de Participaciones      | 1,648,300,006.00        | 1,746,357,426.00        | 1,787,530,424.00        | 139,230,418.00        | 8.45%        | 41,172,998.00        | 2.36%          |
| Fondo de Fomento Municipal            | 119,467,330.00          | 122,331,085.00          | 120,466,097.00          | 998,767.00            | 0.84%        | 1,864,988.00         | -1.52%         |
| Fondo de Fiscalización y Recaudación  | 75,318,887.00           | 85,471,179.00           | 78,254,858.00           | 2,935,971.00          | 3.90%        | 7,216,321.00         | -8.44%         |
| Fondo de Compensación                 | 122,397,723.00          | 136,305,224.00          | 108,944,947.00          | -13,452,776.00        | -10.99%      | 27,360,277.00        | -20.07%        |
| Impuesto Especial Sobre Prod. Y Serv. | 21,358,437.00           | 23,614,055.00           | 19,785,940.00           | -1,572,497.00         | -7.36%       | 3,828,115.00         | -16.21%        |
| Fondo ISR                             | 217,815,382.00          | 207,725,168.00          | 286,074,173.00          | 68,258,791.00         | 31.34%       | 78,349,005.00        | 37.72%         |
| Gasolinas y Diesel                    | 47,082,359.00           | 47,706,641.00           | 44,422,622.00           | -2,659,737.00         | -5.65%       | 3,284,019.00         | -6.88%         |
| <b>Incentivos Economicos</b>          | <b>30,792,096.00</b>    | <b>63,648,039.00</b>    | <b>32,907,707.00</b>    | <b>2,115,611.00</b>   | <b>6.87%</b> | <b>30,740,332.00</b> | <b>-48.30%</b> |
| Tenencia                              | -                       | -                       | -                       | -                     | 0.00%        | -                    | 0.00%          |
| Fondo Compensación ISAN               | 2,380,323.00            | 2,474,346.00            | 2,474,346.00            | 94,023.00             | 3.95%        | -                    | 0.00%          |
| Impuesto Sobre Automobiles Nuevos     | 9,929,398.00            | 8,742,163.00            | 9,335,509.00            | -593,889.00           | -5.98%       | 593,346.00           | 6.79%          |
| Foco Repecos e Intermedios            | 1,618,833.00            | 1,212,213.00            | 1,506,449.00            | -112,384.00           | -6.94%       | 294,236.00           | 24.27%         |
| Otros Incentivos                      | 16,863,542.00           | 51,219,317.00           | 19,591,403.00           | 2,727,861.00          | 16.18%       | 31,627,914.00        | -61.75%        |
| <b>Total</b>                          | <b>2,282,532,220.00</b> | <b>2,433,158,817.00</b> | <b>2,478,386,768.00</b> | <b>195,854,548.00</b> | <b>8.58%</b> | <b>45,227,951.00</b> | <b>1.86%</b>   |

Los Ingresos Derivados de Fuentes Locales, en el periodo enero – marzo 2020, mantienen un crecimiento general de 116.0 mdp, que representa un crecimiento de 38.5%, sin embargo, se recomienda tomar las medidas de racionalidad y austeridad, ya que la recesión económica mundial es real y las afectaciones se verán reflejadas de abril hasta nuevo aviso:

|   <b>PARTICIPACIONES EN INGRESOS ESTATALES DE 2020 DEL ESTADO DE TLAXCALA</b>  |                                |                       |                       |               |
|---|--------------------------------|-----------------------|-----------------------|---------------|
| ENERO A MARZO DE 2020   |                                |                       |                       |               |
| CONCEPTO  | LEY DE INGRESOS<br>ESTADO 2020 | REAL 2020             | DIFERENCIA            |               |
|   |                                |                       | NOMINAL               | PORCENTUAL    |
| IMPUESTOS   | 141,267,377.00                 | 171,454,933.00        | 30,187,556.00         | 21.37%        |
| DERECHOS  | 136,062,115.00                 | 180,941,259.38        | 44,879,144.38         | 32.98%        |
| PRODUCTOS   | 23,622,579.00                  | 64,586,292.46         | 40,963,713.46         | 173.41%       |
| APROVECHAMIENTOS  | 399,769.00                     | 399,727.00            | -42.00                | -0.01%        |
| <b>TOTAL</b>  | <b>301,351,840.00</b>          | <b>417,382,211.84</b> | <b>116,030,371.84</b> | <b>38.50%</b> |

**Nota:** Para la determinación del Fondo Estatal Participable, únicamente se incluyen algunos Impuestos, mismos que están establecidos en el artículo 503 del Código Financiero para el Estado de Tlaxcala y sus Municipios.

# DETERMINACIÓN DEL PRIMER AJUSTE TRIMESTRAL DE PARTICIPACIONES A MUNICIPIOS 2020.

Para el periodo enero-marzo de 2020, las participaciones federales correspondientes a los municipios se distribuyeron con base en flujo de efectivo, es decir de acuerdo al monto recibido, mismos que fueron liquidados dentro de los 5 días posteriores al que fueron recibidos, tal como lo determina el art. 6 de la LCF, solo los ingresos estatales se distribuyeron de manera provisional, los cuales y de conformidad con lo establecido en el Código Financiero, serán ajustados aplicando el artículo 506, mismos que se presentan a continuación:

DETERMINACIÓN DEL FONDO ESTATAL PARTICIPABLE  
A LOS MUNICIPIOS PARA EL EJERCICIO FISCAL 2020  
ENERO MARZO DE 2020

| ***PARTICIPACIONES FEDERALES               | INGRESOS ENERO 2020     | PORCENTAJE A REPARTIR | PARTICIPACIÓN A MUNICIPIOS |
|--|-------------------------|-----------------------|----------------------------|
| FONDO GENERAL DE PARTICIPACIONES           | 1,766,753,058.00        | 20.00%                | 353,350,611.60             |
| FONDO DE FOMENTO MUNICIPAL                 | 120,144,592.00          | 100.00%               | 120,144,592.00             |
| FONDO DE FISCALIZACION                     | 78,454,790.00           | 20.00%                | 15,690,958.00              |
| IMPUESTO ESPECIAL SOBRE PROD. Y SERVICIOS  | 19,785,940.00           | 20.00%                | 3,957,188.00               |
| IMPUESTO SOBRE TENENCIA O USO DE VEHÍCULOS | 0.00                    | 20.00%                | 0.00                       |
| ISAN COMPENSACIÓN                          | 2,474,346.00            | 20.00%                | 494,869.20                 |
| IMPUESTO SOBRE VEHÍCULOS NUEVOS            | 9,335,509.00            | 20.00%                | 1,867,101.80               |
| <b>TOTALES</b>                             | <b>1,996,948,235.00</b> |                       | <b>495,505,320.60</b>      |

| ***IMPUESTOS ESTATALES               | INGRESOS REALES 2020  | PORCENTAJE A REPARTIR | PARTICIPACIÓN A MUNICIPIOS |
|--------------------------------------|-----------------------|-----------------------|----------------------------|
| DIVERSIONES Y ESPECTACULOS PUBLICOS  | 135,220.00            | 60.00%                | 81,132.00                  |
| LOTERIAS, RIFAS, SORTEOS Y CONCURSOS | 100,261.00            | 50.00%                | 50,130.50                  |
| TENENCIA O USO DE VEHÍCULOS          | 1,506,149.00          | 10.00%                | 150,614.90                 |
| NÓMINAS                              | 155,914,457.00        | 10.00%                | 15,591,445.70              |
| HOSPEDAJE                            | 699,767.00            | 20.00%                | 139,953.40                 |
|                                      | <b>158,355,854.00</b> |                       | <b>16,013,276.50</b>       |

**TOTAL RECAUDACIÓN ESTATAL PARTICIPABLE**

**511,518,597.10**

**CONCILIACION DE PARTICIPACIONES A MUNICIPIOS ENERO - MARZO 2020**

| NO.  | MUNICIPIO                | TOTAL DE PARTICIPACIONES FORMULA | ENERO        | FEBRERO       | 3ER AJUST CUATRIM SHCP 2019 | MARZO        | PARTICIPACIONES TRANSFERIDAS | AJUSTE ENERO MARZO 2020 | %     |
|------|--------------------------|----------------------------------|--------------|---------------|-----------------------------|--------------|------------------------------|-------------------------|-------|
| 1.-  | ACUAMANALA DE M. H.      | 5,021,064.78                     | 1,360,454.92 | 1,985,657.93  | 285,283.07                  | 1,323,734.79 | 4,955,130.71                 | 65,934.07               | 1.33% |
| 2.-  | ATLZAYANCA               | 8,103,643.59                     | 2,406,018.70 | 3,147,027.99  | 187,173.28                  | 2,326,412.15 | 8,066,632.13                 | 37,011.47               | 0.46% |
| 3.-  | AMAXAC DE GRO.           | 5,695,360.00                     | 1,681,840.86 | 2,214,289.91  | 142,676.70                  | 1,626,775.43 | 5,665,582.89                 | 29,777.11               | 0.53% |
| 4.-  | APETATITLAN DE A. C.     | 7,320,803.80                     | 2,159,220.28 | 2,846,954.54  | 186,401.26                  | 2,088,693.16 | 7,281,269.24                 | 39,534.56               | 0.54% |
| 5.-  | APIZACO                  | 30,440,723.69                    | 8,968,433.34 | 11,840,701.95 | 793,883.08                  | 8,676,118.35 | 30,279,136.72                | 161,586.97              | 0.53% |
| 6.-  | ATLANGATEPEC             | 6,172,872.96                     | 1,758,546.87 | 2,417,607.38  | 238,647.17                  | 1,705,076.76 | 6,119,878.18                 | 52,994.78               | 0.87% |
| 7.-  | BENITO JUAREZ            | 4,705,705.03                     | 1,377,237.71 | 1,832,906.37  | 132,994.70                  | 1,332,936.65 | 4,676,075.43                 | 29,629.60               | 0.63% |
| 8.-  | CALPULALPAN              | 14,953,106.78                    | 4,455,226.87 | 5,802,714.70  | 325,921.56                  | 4,306,832.57 | 14,890,695.71                | 62,411.07               | 0.42% |
| 9.-  | CHIAUTEMPAN              | 19,863,657.03                    | 5,932,499.84 | 7,704,390.85  | 414,538.68                  | 5,734,005.71 | 19,785,435.08                | 78,221.94               | 0.40% |
| 10.- | CONTLA DE J. C.          | 10,971,809.39                    | 3,274,499.68 | 4,256,258.53  | 235,399.84                  | 3,165,079.26 | 10,931,237.31                | 40,572.08               | 0.37% |
| 11.- | CUAPIAXTLA               | 6,915,361.25                     | 2,064,430.15 | 2,682,499.99  | 147,809.03                  | 1,995,409.50 | 6,890,148.68                 | 25,212.57               | 0.37% |
| 12.- | CUAXOMULCO               | 5,219,432.87                     | 1,553,969.18 | 2,025,768.83  | 115,010.10                  | 1,502,282.49 | 5,197,030.60                 | 22,402.26               | 0.43% |
| 13.- | EL CARMEN TEQUEXQUITLA   | 7,087,289.20                     | 2,128,656.94 | 2,745,668.70  | 139,053.31                  | 2,056,670.56 | 7,070,049.51                 | 17,239.70               | 0.24% |
| 14.- | EMILIANO ZAPATA          | 4,279,127.39                     | 1,237,956.85 | 1,670,710.40  | 139,468.85                  | 1,199,067.07 | 4,247,203.17                 | 31,924.22               | 0.75% |
| 15.- | ESPAÑITA                 | 5,367,008.67                     | 1,585,892.93 | 2,086,349.90  | 133,147.76                  | 1,533,904.59 | 5,339,295.18                 | 27,713.49               | 0.52% |
| 16.- | HUAMANTLA                | 25,085,686.04                    | 7,459,114.49 | 9,738,888.12  | 564,032.25                  | 7,211,625.99 | 24,973,660.85                | 112,025.20              | 0.45% |
| 17.- | HUEYOTLIPAN              | 6,849,361.34                     | 2,068,668.30 | 2,650,340.03  | 122,190.59                  | 1,997,990.90 | 6,839,189.82                 | 10,171.52               | 0.15% |
| 18.- | IXTACUIXTLA DE M. M.     | 11,579,241.88                    | 3,460,697.38 | 4,490,538.61  | 241,816.76                  | 3,344,746.50 | 11,537,799.25                | 41,442.63               | 0.36% |
| 19.- | IXTENCO                  | 5,454,039.44                     | 1,657,405.95 | 2,107,613.07  | 84,523.61                   | 1,600,149.23 | 5,449,691.86                 | 4,347.58                | 0.08% |
| 20.- | LA MAGDALENA TLALTELULCO | 7,336,768.62                     | 2,171,760.54 | 2,851,026.26  | 177,852.05                  | 2,100,320.51 | 7,300,959.36                 | 35,809.26               | 0.49% |
| 21.- | LAZARO CARDENAS          | 4,501,745.68                     | 1,360,372.07 | 1,741,694.39  | 74,576.43                   | 1,313,854.83 | 4,490,497.72                 | 11,247.96               | 0.25% |
| 22.- | MAZATECOCHCO DE J. M. M. | 5,646,754.02                     | 1,675,317.05 | 2,193,250.67  | 132,488.22                  | 1,619,963.69 | 5,621,019.63                 | 25,734.39               | 0.46% |
| 23.- | MUÑOZ DE D. A.           | 4,341,517.37                     | 1,303,063.19 | 1,682,163.91  | 83,957.80                   | 1,259,056.99 | 4,328,241.90                 | 13,275.48               | 0.31% |
| 24.- | NANACAMILPA DE M. A.     | 8,053,244.04                     | 2,364,376.23 | 3,134,768.73  | 218,357.97                  | 2,287,844.58 | 8,005,347.52                 | 47,896.53               | 0.60% |
| 25.- | NATIVITAS                | 9,358,283.99                     | 2,789,000.77 | 3,631,399.67  | 204,340.43                  | 2,696,055.53 | 9,320,796.40                 | 37,487.59               | 0.40% |
| 26.- | PANOTLA                  | 9,602,527.59                     | 2,841,263.68 | 3,731,801.65  | 233,661.67                  | 2,747,877.86 | 9,554,604.86                 | 47,922.73               | 0.50% |
| 27.- | PAPALOTLA DE X.          | 10,424,833.21                    | 3,106,070.91 | 4,045,478.54  | 228,371.78                  | 3,002,609.42 | 10,382,530.65                | 42,302.55               | 0.41% |
| 28.- | SANCTORUM DE L. C.       | 5,526,574.37                     | 1,638,122.84 | 2,146,988.77  | 131,178.80                  | 1,584,097.18 | 5,500,387.58                 | 26,186.79               | 0.48% |
| 29.- | SAN DAMIAN TEXOLOC       | 4,932,349.20                     | 1,443,443.03 | 1,921,224.32  | 139,925.11                  | 1,397,020.02 | 4,901,612.49                 | 30,736.72               | 0.63% |
| 30.- | SAN FCO. TETLANOHCAN     | 6,086,417.69                     | 1,787,653.92 | 2,368,972.22  | 164,054.46                  | 1,729,743.42 | 6,050,424.02                 | 35,993.66               | 0.59% |

**CONCILIACION DE PARTICIPACIONES A MUNICIPIOS ENERO - MARZO 2020**

| NO.          | MUNICIPIO                | TOTAL DE PARTICIPACIONES FORMULA | ENERO                 | FEBRERO               | 3ER AJUST CUATRIM SHCP 2019 | MARZO                 | PARTICIPACIONES TRANSFERIDAS | AJUSTE ENERO MARZO 2020 | %            |
|--------------|--------------------------|----------------------------------|-----------------------|-----------------------|-----------------------------|-----------------------|------------------------------|-------------------------|--------------|
| 31.-         | SAN JERONIMO ZACUALPAN   | 4,820,157.21                     | 1,417,865.88          | 1,875,536.23          | 128,012.36                  | 1,371,796.96          | 4,793,211.43                 | 26,945.78               | 0.56%        |
| 32.-         | SAN JOSE TEACALCO        | 4,948,020.59                     | 1,451,024.33          | 1,926,505.89          | 136,482.08                  | 1,404,164.46          | 4,918,176.76                 | 29,843.83               | 0.61%        |
| 33.-         | SAN JUAN HUACTZINCO      | 4,939,955.14                     | 1,453,255.47          | 1,922,104.54          | 130,277.35                  | 1,406,027.65          | 4,911,665.01                 | 28,290.13               | 0.58%        |
| 34.-         | SAN LORENZO AXOCOMANITLA | 4,420,537.82                     | 1,297,446.87          | 1,720,825.48          | 120,306.10                  | 1,255,475.55          | 4,394,054.00                 | 26,483.82               | 0.60%        |
| 35.-         | SAN LUCAS TECOPILCO      | 4,326,865.46                     | 1,245,200.07          | 1,691,171.13          | 150,818.07                  | 1,206,507.71          | 4,293,696.97                 | 33,168.49               | 0.77%        |
| 36.-         | SAN PABLO DEL MONTE      | 18,093,618.03                    | 5,416,878.31          | 7,014,312.67          | 364,587.99                  | 5,234,808.55          | 18,030,587.52                | 63,030.51               | 0.35%        |
| 37.-         | SANTA ANA NOPALUCAN      | 5,218,082.75                     | 1,554,683.63          | 2,024,950.00          | 114,426.06                  | 1,502,900.35          | 5,196,960.04                 | 21,122.71               | 0.41%        |
| 38.-         | SANTA APOLONIA TEACALCO  | 4,396,008.00                     | 1,285,958.90          | 1,712,454.77          | 125,318.26                  | 1,244,634.74          | 4,368,366.67                 | 27,641.33               | 0.63%        |
| 39.-         | SANTA CATARINA AYOMETLA  | 5,355,088.69                     | 1,592,259.97          | 2,079,008.86          | 121,372.18                  | 1,539,430.21          | 5,332,071.22                 | 23,017.47               | 0.43%        |
| 40.-         | SANTA CRUZ QUILEHTLA     | 4,688,049.82                     | 1,420,178.32          | 1,812,860.94          | 80,919.68                   | 1,371,388.55          | 4,685,347.49                 | 2,702.33                | 0.06%        |
| 41.-         | SANTA CRUZ TLAXCALA      | 7,573,471.40                     | 2,230,201.40          | 2,946,186.87          | 197,042.13                  | 2,157,582.04          | 7,531,012.45                 | 42,458.95               | 0.56%        |
| 42.-         | SANTA ISABEL XILOXOTLA   | 4,519,517.92                     | 1,302,821.56          | 1,765,851.15          | 153,402.74                  | 1,262,199.50          | 4,484,274.95                 | 35,242.97               | 0.79%        |
| 43.-         | TENANCINGO               | 6,231,612.26                     | 1,842,296.50          | 2,422,202.68          | 153,613.85                  | 1,781,843.27          | 6,199,956.29                 | 31,655.97               | 0.51%        |
| 44.-         | TEOLOCHOLCO              | 8,361,402.57                     | 2,483,067.74          | 3,247,003.59          | 193,661.79                  | 2,400,875.72          | 8,324,608.84                 | 36,793.73               | 0.44%        |
| 45.-         | TEPETITLA DE LARDIZABAL  | 7,573,733.96                     | 2,246,662.86          | 2,941,811.94          | 178,462.07                  | 2,172,454.18          | 7,539,391.05                 | 34,342.91               | 0.46%        |
| 46.-         | TEPEYANCO                | 5,811,973.86                     | 1,727,059.33          | 2,256,681.15          | 133,512.59                  | 1,669,822.25          | 5,787,075.32                 | 24,898.54               | 0.43%        |
| 47.-         | TERRENATE                | 6,567,652.18                     | 1,961,974.98          | 2,547,259.41          | 139,446.19                  | 1,896,293.52          | 6,544,974.10                 | 22,678.08               | 0.35%        |
| 48.-         | TETLA DE LA SOLIDARIDAD  | 10,741,273.61                    | 3,166,712.23          | 4,177,495.94          | 275,135.13                  | 3,063,363.80          | 10,682,707.10                | 58,566.50               | 0.55%        |
| 49.-         | TETLATLAHUCA             | 6,128,353.86                     | 1,802,984.68          | 2,384,471.32          | 161,400.15                  | 1,744,383.23          | 6,093,239.39                 | 35,114.47               | 0.58%        |
| 50.-         | TLAXCALA                 | 34,991,084.57                    | 10,354,759.00         | 13,598,090.42         | 852,484.74                  | 10,014,340.05         | 34,819,674.21                | 171,410.36              | 0.49%        |
| 51.-         | TLAXCO                   | 12,600,671.29                    | 3,777,888.24          | 4,883,383.74          | 249,192.01                  | 3,650,558.49          | 12,561,022.48                | 39,648.82               | 0.32%        |
| 52.-         | TOCATLÁN                 | 4,640,357.72                     | 1,369,233.67          | 1,804,405.19          | 117,444.73                  | 1,324,472.19          | 4,615,555.78                 | 24,801.94               | 0.54%        |
| 53.-         | TOTOLAC                  | 8,823,688.92                     | 2,621,523.93          | 3,426,187.74          | 201,979.48                  | 2,534,677.08          | 8,784,368.24                 | 39,320.68               | 0.45%        |
| 54.-         | TZOMPANTEPEC             | 7,919,283.68                     | 2,360,938.68          | 3,072,784.27          | 171,560.07                  | 2,282,209.51          | 7,887,492.52                 | 31,791.16               | 0.40%        |
| 55.-         | XALOZTOC                 | 8,801,058.14                     | 2,631,258.16          | 3,412,899.98          | 183,531.15                  | 2,543,040.76          | 8,770,730.04                 | 30,328.10               | 0.35%        |
| 56.-         | XALTOCAN                 | 6,224,902.01                     | 1,780,514.43          | 2,435,978.87          | 228,811.08                  | 1,725,911.00          | 6,171,215.38                 | 53,686.63               | 0.87%        |
| 57.-         | XICOHTZINCO              | 6,616,423.80                     | 1,911,061.41          | 2,584,093.04          | 218,331.95                  | 1,851,230.53          | 6,564,716.93                 | 51,706.87               | 0.79%        |
| 58.-         | YAUHQUEMEHCAN            | 11,112,764.76                    | 3,286,213.40          | 4,319,246.24          | 272,770.18                  | 3,178,324.64          | 11,056,554.46                | 56,210.30               | 0.51%        |
| 59.-         | ZACATELCO                | 12,808,456.83                    | 3,827,084.96          | 4,967,499.11          | 267,609.86                  | 3,698,922.77          | 12,761,116.70                | 47,340.14               | 0.37%        |
| 60.-         | ZITLALTEPEC DE T. S. S.  | 5,368,219.34                     | 1,608,922.98          | 2,080,613.62          | 107,769.66                  | 1,554,729.26          | 5,352,035.52                 | 16,183.82               | 0.30%        |
| <b>TOTAL</b> |                          | <b>511,518,597.10</b>            | <b>151,499,147.40</b> | <b>198,749,533.70</b> | <b>12,348,418.00</b>        | <b>146,510,324.20</b> | <b>509,107,423.30</b>        | <b>2,411,173.80</b>     | <b>0.47%</b> |







# **DETERMINACIÓN DEL PRIMER AJUSTE TRIMESTRAL DE FONDO DE COMPENSACIÓN E INCENTIVO A LA VENTA FINAL DE GASOLINAS Y DIESEL A MUNICIPIOS DE 2020.**

**DETERMINACIÓN DE PARTICIPACION DE INGRESO POR  
FONDO DE COMPENSACIÓN 2020 ENERO - MARZO**

| PARTICIPACIONES FEDERALES | INGRESOS AL 1ER TRIM<br>2020 | PORCENTAJE A<br>REPARTIR | A MUNICIPIOS  |
|---------------------------|------------------------------|--------------------------|---------------|
| FONDO DE COMPENSACION     | 108,944,947.00               | 20.00%                   | 21,788,989.40 |
| TOTAL                     | 108,944,947.00               |                          | 21,788,989.40 |

**FONDO DE COMPENSACIÓN ENERO MARZO 2020**

|      | MUNICIPIO                | TOTAL<br>FORMULA<br>ENE-MAR 2020 | TOTAL<br>TRASFERIDO<br>ENE-MAR 2020 | DIFERENCIA |          |
|------|--------------------------|----------------------------------|-------------------------------------|------------|----------|
|      |                          |                                  |                                     | ABSOLUTA   | RELATIVA |
| 1.-  | ACUAMANALA DE M. H.      | 263,238.99                       | 263,238.99                          | 0.00       | 0.00%    |
| 2.-  | ATLTZAYANCA              | 302,352.41                       | 302,352.41                          | 0.00       | 0.00%    |
| 3.-  | AMAXAC DE GRO.           | 208,492.12                       | 208,492.11                          | 0.01       | 0.00%    |
| 4.-  | APETA TITLAN DE A. C.    | 288,149.80                       | 288,149.81                          | -0.01      | 0.00%    |
| 5.-  | APIZACO                  | 1,471,459.97                     | 1,471,459.97                        | 0.00       | 0.00%    |
| 6.-  | ATLANGATEPEC             | 236,082.78                       | 236,082.77                          | 0.01       | 0.00%    |
| 7.-  | BENITO JUAREZ            | 152,067.36                       | 152,067.35                          | 0.01       | 0.00%    |
| 8.-  | CALPULALPAN              | 737,439.69                       | 737,439.69                          | 0.00       | 0.00%    |
| 9.-  | CHIAUTEMPAN              | 1,036,192.33                     | 1,036,192.33                        | 0.00       | 0.00%    |
| 10.- | CONTLA DE J. C.          | 548,893.89                       | 548,893.90                          | -0.01      | 0.00%    |
| 11.- | CUAPIAXTLA               | 251,258.93                       | 251,258.93                          | 0.00       | 0.00%    |
| 12.- | CUAXOMULCO               | 131,534.18                       | 131,534.17                          | 0.01       | 0.00%    |
| 13.- | EL CARMEN TEQUEXQUITLA   | 260,606.12                       | 260,606.12                          | 0.00       | 0.00%    |
| 14.- | EMILIANO ZAPATA          | 142,579.25                       | 142,579.24                          | 0.01       | 0.00%    |
| 15.- | ESPAÑITA                 | 177,760.93                       | 177,760.92                          | 0.01       | 0.00%    |
| 16.- | HUAMANTLA                | 1,402,197.54                     | 1,402,197.54                        | 0.00       | 0.00%    |
| 17.- | HUEYOTLIPAN              | 219,947.68                       | 219,947.68                          | 0.00       | 0.00%    |
| 18.- | IXTACUIXTLA DE M. M.     | 555,984.72                       | 555,984.72                          | 0.00       | 0.00%    |
| 19.- | IXTENCO                  | 119,792.11                       | 119,792.11                          | 0.00       | 0.00%    |
| 20.- | LA MAGDALENA TLALTELULCO | 311,942.41                       | 311,942.41                          | 0.00       | 0.00%    |
| 21.- | LAZARO CARDENAS          | 79,167.07                        | 79,167.07                           | 0.00       | 0.00%    |
| 22.- | MAZATECOCHCO DE J. M. M. | 197,114.26                       | 197,114.26                          | 0.00       | 0.00%    |
| 23.- | MUÑOZ DE D. A.           | 100,003.17                       | 100,003.18                          | -0.01      | 0.00%    |
| 24.- | NANACAMILPA DE M. A.     | 341,749.35                       | 341,749.35                          | 0.00       | 0.00%    |
| 25.- | NATIVITAS                | 392,978.30                       | 392,978.30                          | 0.00       | 0.00%    |
| 26.- | PANOTLA                  | 441,248.21                       | 441,248.20                          | 0.01       | 0.00%    |
| 27.- | PAPALOTLA DE X.          | 469,677.23                       | 469,677.23                          | 0.00       | 0.00%    |
| 28.- | SANCTORUM DE L. C.       | 183,127.01                       | 183,127.00                          | 0.01       | 0.00%    |
| 29.- | SAN DAMIAN TEXOLOC       | 153,020.33                       | 153,020.33                          | 0.00       | 0.00%    |
| 30.- | SAN FCO. TETLANOHCAN     | 223,359.53                       | 223,359.54                          | -0.01      | 0.00%    |

**FONDO DE COMPENSACIÓN ENERO MARZO 2020**

|               | MUNICIPIO                | TOTAL<br>FORMULA<br>ENE-MAR 2020 | TOTAL<br>TRASFERIDO<br>ENE-MAR 2020 | DIFERENCIA   |              |
|---------------|--------------------------|----------------------------------|-------------------------------------|--------------|--------------|
|               |                          |                                  |                                     | ABSOLUTA     | RELATIVA     |
| 31.-          | SAN JERONIMO ZACUALPAN   | 126,479.52                       | 126,479.52                          | 0.00         | 0.00%        |
| 32.-          | SAN JOSE TEACALCO        | 153,583.21                       | 153,583.21                          | 0.00         | 0.00%        |
| 33.-          | SAN JUAN HUAQTZINCO      | 163,523.08                       | 163,523.08                          | 0.00         | 0.00%        |
| 34.-          | SAN LORENZO AXOCOMANITLA | 137,954.30                       | 137,954.30                          | 0.00         | 0.00%        |
| 35.-          | SAN LUCAS TECOPILCO      | 137,774.51                       | 137,774.52                          | -0.01        | 0.00%        |
| 36.-          | SAN PABLO DEL MONTE      | 1,053,504.57                     | 1,053,504.57                        | 0.00         | 0.00%        |
| 37.-          | SANTA ANA NOPALUCAN      | 152,986.96                       | 152,986.96                          | 0.00         | 0.00%        |
| 38.-          | SANTA APOLONIA TEACALCO  | 132,570.57                       | 132,570.57                          | 0.00         | 0.00%        |
| 39.-          | SANTA CATARINA AYOMETLA  | 168,130.56                       | 168,130.56                          | 0.00         | 0.00%        |
| 40.-          | SANTA CRUZ QUILEHTLA     | 115,595.85                       | 115,595.85                          | 0.00         | 0.00%        |
| 41.-          | SANTA CRUZ TLAXCALA      | 341,893.52                       | 341,893.52                          | 0.00         | 0.00%        |
| 42.-          | SANTA ISABEL XILOXOTLA   | 158,534.27                       | 158,534.28                          | -0.01        | 0.00%        |
| 43.-          | TENANCINGO               | 232,911.17                       | 232,911.18                          | -0.01        | 0.00%        |
| 44.-          | TEOLOCHOLCO              | 378,801.57                       | 378,801.57                          | 0.00         | 0.00%        |
| 45.-          | TEPETITLA DE LARDIZABAL  | 331,886.44                       | 331,886.44                          | 0.00         | 0.00%        |
| 46.-          | TEPEYANCO                | 208,282.84                       | 208,282.84                          | 0.00         | 0.00%        |
| 47.-          | TERRENATE                | 238,241.30                       | 238,241.29                          | 0.01         | 0.00%        |
| 48.-          | TETLA DE LA SOLIDARIDAD  | 535,602.68                       | 535,602.68                          | 0.00         | 0.00%        |
| 49.-          | TETLATLHUCA              | 243,988.54                       | 243,988.55                          | -0.01        | 0.00%        |
| 50.-          | TLAXCALA                 | 1,690,747.58                     | 1,690,747.58                        | 0.00         | 0.00%        |
| 51.-          | TLAXCO                   | 603,673.56                       | 603,673.57                          | -0.01        | 0.00%        |
| 52.-          | TOCATLÁN                 | 137,930.46                       | 137,930.47                          | -0.01        | 0.00%        |
| 53.-          | TOTOLAC                  | 362,003.12                       | 362,003.12                          | 0.00         | 0.00%        |
| 54.-          | TZOMPANTEPEC             | 282,114.56                       | 282,114.56                          | 0.00         | 0.00%        |
| 55.-          | XALOZTOC                 | 365,993.16                       | 365,993.16                          | 0.00         | 0.00%        |
| 56.-          | XALTOCAN                 | 267,116.02                       | 267,116.02                          | 0.00         | 0.00%        |
| 57.-          | XICOHTZINCO              | 295,369.93                       | 295,369.94                          | -0.01        | 0.00%        |
| 58.-          | YAUHQUEMEHCAN            | 589,219.56                       | 589,219.56                          | 0.00         | 0.00%        |
| 59.-          | ZACATELCO                | 625,721.05                       | 625,721.05                          | 0.00         | 0.00%        |
| 60.-          | ZITLALTEPEC DE T. S. S.  | 157,437.23                       | 157,437.25                          | -0.02        | 0.00%        |
| <b>TOTAL:</b> |                          | <b>21,788,989.40</b>             | <b>21,788,989.40</b>                | <b>-0.00</b> | <b>0.00%</b> |

**DETERMINACIÓN DE PARTICIPACION DE INGRESO POR  
GASOLINAS Y DIESEL  
2020 ENERO-MARZO REAL**



| PARTICIPACIONES FEDERALES | INGRESOS AL 1ER TRIM<br>2020 | PORCENTAJE A<br>REPARTIR | A MUNICIPIOS        |
|---------------------------|------------------------------|--------------------------|---------------------|
| GASOLINAS Y DIESEL        | 44,422,622.00                | 20.00%                   | 8,884,524.40        |
| <b>TOTAL</b>              | <b>44,422,622.00</b>         |                          | <b>8,884,524.40</b> |



CONSTRUIR Y CRECER JUNTOS  
GOBIERNO DEL ESTADO DE TLAXCALA 2017-2021

**TLX**

SECRETARÍA DE  
PLANEACIÓN Y FINANZAS

**GASOLINAS Y DIESEL ENERO MARZO 2020**

**CONSTRUIMOS JUNTOS 2020**

|      | MUNICIPIO                | TOTAL<br>FORMULA<br>ENE-MAR 2020 | TOTAL<br>TRANSFERIDO<br>ENE-MAR 2020 | DIFERENCIA |          |
|------|--------------------------|----------------------------------|--------------------------------------|------------|----------|
|      |                          |                                  |                                      | ABSOLUTA   | RELATIVA |
| 1.-  | ACUAMANALA DE M. H.      | 107,336.47                       | 107,336.47                           | 0.00       | 0.00%    |
| 2.-  | ATLTZAYANCA              | 123,285.08                       | 123,285.09                           | -0.01      | 0.00%    |
| 3.-  | AMAXAC DE GRO.           | 85,013.28                        | 85,013.28                            | 0.00       | 0.00%    |
| 4.-  | APETATITLAN DE A. C.     | 117,493.93                       | 117,493.93                           | 0.00       | 0.00%    |
| 5.-  | APIZACO                  | 599,992.12                       | 599,992.12                           | 0.00       | 0.00%    |
| 6.-  | ATLANGATEPEC             | 96,263.45                        | 96,263.45                            | 0.00       | 0.00%    |
| 7.-  | BENITO JUAREZ            | 62,005.91                        | 62,005.92                            | -0.01      | 0.00%    |
| 8.-  | CALPULALPAN              | 300,693.20                       | 300,693.21                           | -0.01      | 0.00%    |
| 9.-  | CHIAUTEMPAN              | 422,510.47                       | 422,510.47                           | 0.00       | 0.00%    |
| 10.- | CONTLA DE J. C.          | 223,813.10                       | 223,813.10                           | 0.00       | 0.00%    |
| 11.- | CUAPIAXTLA               | 102,451.57                       | 102,451.57                           | 0.00       | 0.00%    |
| 12.- | CUAXOMULCO               | 53,633.45                        | 53,633.44                            | 0.01       | 0.00%    |
| 13.- | EL CARMEN TEQUEXQUITLA   | 106,262.91                       | 106,262.91                           | 0.00       | 0.00%    |
| 14.- | EMILIANO ZAPATA          | 58,137.11                        | 58,137.11                            | 0.00       | 0.00%    |
| 15.- | ESPAÑITA                 | 72,482.54                        | 72,482.54                            | 0.00       | 0.00%    |
| 16.- | HUAMANTLA                | 571,750.17                       | 571,750.16                           | 0.01       | 0.00%    |
| 17.- | HUEYOTLIPAN              | 89,684.31                        | 89,684.32                            | -0.01      | 0.00%    |
| 18.- | IXTACUIXTLA DE M. M.     | 226,704.40                       | 226,704.41                           | -0.01      | 0.00%    |
| 19.- | IXTENCO                  | 48,845.59                        | 48,845.58                            | 0.01       | 0.00%    |
| 20.- | LA MAGDALENA TLALTELULCO | 127,195.43                       | 127,195.43                           | 0.00       | 0.00%    |
| 21.- | LAZARO CARDENAS          | 32,280.61                        | 32,280.60                            | 0.01       | 0.00%    |
| 22.- | MAZATECOCHCO DE J. M. M. | 80,373.92                        | 80,373.92                            | 0.00       | 0.00%    |
| 23.- | MUÑOZ DE D. A.           | 40,776.59                        | 40,776.58                            | 0.01       | 0.00%    |
| 24.- | NANACAMILPA DE M. A.     | 139,349.30                       | 139,349.31                           | -0.01      | 0.00%    |
| 25.- | NATIVITAS                | 160,238.06                       | 160,238.05                           | 0.01       | 0.00%    |
| 26.- | PANOTLA                  | 179,920.25                       | 179,920.25                           | 0.00       | 0.00%    |
| 27.- | PAPALOTLA DE X.          | 191,512.27                       | 191,512.27                           | 0.00       | 0.00%    |
| 28.- | SANCTORUM DE L. C.       | 74,670.57                        | 74,670.57                            | 0.00       | 0.00%    |
| 29.- | SAN DAMIAN TEXOLOC       | 62,394.49                        | 62,394.49                            | 0.00       | 0.00%    |
| 30.- | SAN FCO. TETLANOHCAN     | 91,075.51                        | 91,075.50                            | 0.01       | 0.00%    |

**TLX****GASOLINAS Y DIESEL ENERO MARZO 2020**SPF  
SECRETARÍA DE**CONSTRUIMOS 20**  
**JUNTOS 20**

|               | MUNICIPIO                | TOTAL<br>FORMULA<br>ENE-MAR 2020 | TOTAL<br>TRANSFERIDO<br>ENE-MAR 2020 | DIFERENCIA  |              |
|---------------|--------------------------|----------------------------------|--------------------------------------|-------------|--------------|
|               |                          |                                  |                                      | ABSOLUTA    | RELATIVA     |
| 31.-          | SAN JERONIMO ZACUALPAN   | 51,572.40                        | 51,572.39                            | 0.01        | 0.00%        |
| 32.-          | SAN JOSE TEACALCO        | 62,624.01                        | 62,624.00                            | 0.01        | 0.00%        |
| 33.-          | SAN JUAN HUACTZINCO      | 66,677.02                        | 66,677.02                            | 0.00        | 0.00%        |
| 34.-          | SAN LORENZO AXOCOMANITLA | 56,251.27                        | 56,251.26                            | 0.01        | 0.00%        |
| 35.-          | SAN LUCAS TECOPILCO      | 56,177.96                        | 56,177.96                            | 0.00        | 0.00%        |
| 36.-          | SAN PABLO DEL MONTE      | 429,569.58                       | 429,569.57                           | 0.01        | 0.00%        |
| 37.-          | SANTA ANA NOPALUCAN      | 62,380.88                        | 62,380.87                            | 0.01        | 0.00%        |
| 38.-          | SANTA APOLONIA TEACALCO  | 54,056.04                        | 54,056.04                            | 0.00        | 0.00%        |
| 39.-          | SANTA CATARINA AYOMETLA  | 68,555.73                        | 68,555.73                            | 0.00        | 0.00%        |
| 40.-          | SANTA CRUZ QUILEHTLA     | 47,134.55                        | 47,134.54                            | 0.01        | 0.00%        |
| 41.-          | SANTA CRUZ TLAXCALA      | 139,408.08                       | 139,408.08                           | 0.00        | 0.00%        |
| 42.-          | SANTA ISABEL XILOXOTLA   | 64,642.81                        | 64,642.81                            | 0.00        | 0.00%        |
| 43.-          | TENANCINGO               | 94,970.21                        | 94,970.21                            | 0.00        | 0.00%        |
| 44.-          | TEOLOCHOLCO              | 154,457.45                       | 154,457.45                           | 0.00        | 0.00%        |
| 45.-          | TEPETITLA DE LARDIZABAL  | 135,327.67                       | 135,327.68                           | -0.01       | 0.00%        |
| 46.-          | TEPEYANCO                | 84,927.94                        | 84,927.94                            | 0.00        | 0.00%        |
| 47.-          | TERRENATE                | 97,143.59                        | 97,143.59                            | 0.00        | 0.00%        |
| 48.-          | TETLA DE LA SOLIDARIDAD  | 218,393.57                       | 218,393.56                           | 0.01        | 0.00%        |
| 49.-          | TETLATLAHUCA             | 99,487.05                        | 99,487.04                            | 0.01        | 0.00%        |
| 50.-          | TLAXCALA                 | 689,407.29                       | 689,407.28                           | 0.01        | 0.00%        |
| 51.-          | TLAXCO                   | 246,149.67                       | 246,149.67                           | 0.00        | 0.00%        |
| 52.-          | TOCATLÁN                 | 56,241.55                        | 56,241.55                            | 0.00        | 0.00%        |
| 53.-          | TOTOLAC                  | 147,607.84                       | 147,607.83                           | 0.01        | 0.00%        |
| 54.-          | TZOMPANTEPEC             | 115,033.04                       | 115,033.04                           | 0.00        | 0.00%        |
| 55.-          | XALOZTOC                 | 149,234.79                       | 149,234.79                           | 0.00        | 0.00%        |
| 56.-          | XALTOCAN                 | 108,917.34                       | 108,917.35                           | -0.01       | 0.00%        |
| 57.-          | XICOHTZINCO              | 120,437.96                       | 120,437.96                           | 0.00        | 0.00%        |
| 58.-          | YAUHQUEMEHCAN            | 240,256.01                       | 240,256.01                           | 0.00        | 0.00%        |
| 59.-          | ZACATELCO                | 255,139.60                       | 255,139.60                           | 0.00        | 0.00%        |
| 60.-          | ZITLALTEPEC DE T. S. S.  | 64,195.49                        | 64,195.53                            | -0.04       | 0.00%        |
| <b>TOTAL:</b> |                          | <b>8,884,524.40</b>              | <b>8,884,524.40</b>                  | <b>0.00</b> | <b>0.00%</b> |



# RESUMEN DEL PRIMER AJUSTE TRIMESTRAL 2020.

**RESUMEN DE PARTICIPACIONES, FOCO, GASOLINAS Y DIESEL 1ER TRIM A MUNICIPIOS 2020**

| NO.  | MUNICIPIO                | 1ER AJUSTE TRIMESTRAL PARTICIPACIONES 2020 | 1ER AJUSTE TRIMESTRAL FOCO 2020 | 1ER AJUSTE TRIMESTRAL GASOLINAS Y DIESEL 2020 | TOTAL PRIMER AJUSTE TRIMESTRAL 2020 |
|------|--------------------------|--|---------------------------------|---|-------------------------------------|
| 1.-  | ACUAMANALA DE M. H.      | 65,934.07                                  | 0.00                            | 0.00  | 65,934.07                           |
| 2.-  | <b>ATLTZAYANCA</b>       | <b>37,011.47</b>                           | <b>0.00</b>                     | <b>0.00</b>                                   | <b>37,011.47</b>                    |
| 3.-  | AMAXAC DE GRO.           | 29,777.11                                  | 0.00                            | 0.00  | 29,777.11                           |
| 4.-  | APETATITLAN DE A. C.     | 39,534.56                                  | 0.00                            | 0.00  | 39,534.56                           |
| 5.-  | APIZACO                  | 161,586.97                                 | 0.00                            | 0.00  | 161,586.97                          |
| 6.-  | ATLANGATEPEC             | 52,994.78                                  | 0.00                            | 0.00  | 52,994.78                           |
| 7.-  | BENITO JUAREZ            | 29,629.60                                  | 0.00                            | 0.00  | 29,629.60                           |
| 8.-  | CALPULALPAN              | 62,411.07                                  | 0.00                            | 0.00  | 62,411.07                           |
| 9.-  | CHIAUTEMPAN              | 78,221.94                                  | 0.00                            | 0.00  | 78,221.94                           |
| 10.- | <b>CONTLA DE J. C.</b>   | <b>40,572.08</b>                           | <b>0.00</b>                     | <b>0.00</b>                                   | <b>40,572.08</b>                    |
| 11.- | CUAPIAXTLA               | 25,212.57                                  | 0.00                            | 0.00  | 25,212.57                           |
| 12.- | CUAXOMULCO               | 22,402.26                                  | 0.00                            | 0.00  | 22,402.26                           |
| 13.- | EL CARMEN TEQUEXQUITLA   | 17,239.70                                  | 0.00                            | 0.00  | 17,239.70                           |
| 14.- | EMILIANO ZAPATA          | 31,924.22                                  | 0.00                            | 0.00  | 31,924.22                           |
| 15.- | ESPAÑITA                 | 27,713.49                                  | 0.00                            | 0.00  | 27,713.49                           |
| 16.- | HUAMANTLA                | 112,025.20                                 | 0.00                            | 0.00  | 112,025.20                          |
| 17.- | HUEYOTLIPAN              | 10,171.52                                  | 0.00                            | 0.00  | 10,171.52                           |
| 18.- | IXTACUIXTLA DE M. M.     | 41,442.63                                  | 0.00                            | 0.00  | 41,442.63                           |
| 19.- | IXTENCO                  | 4,347.58                                   | 0.00                            | 0.00  | 4,347.58                            |
| 20.- | LA MAGDALENA TLALTELULCO | 35,809.26                                  | 0.00                            | 0.00  | 35,809.26                           |
| 21.- | LAZARO CARDENAS          | 11,247.96                                  | 0.00                            | 0.00  | 11,247.96                           |
| 22.- | MAZATECOCHCO DE J. M. M. | 25,734.39                                  | 0.00                            | 0.00  | 25,734.39                           |
| 23.- | MUÑOZ DE D. A.           | 13,275.48                                  | 0.00                            | 0.00  | 13,275.48                           |
| 24.- | NANACAMILPA DE M. A.     | 47,896.53                                  | 0.00                            | 0.00  | 47,896.53                           |
| 25.- | NATIVITAS                | 37,487.59                                  | 0.00                            | 0.00  | 37,487.59                           |
| 26.- | <b>PANOTLA</b>           | <b>47,922.73</b>                           | <b>0.00</b>                     | <b>0.00</b>                                   | <b>47,922.73</b>                    |
| 27.- | PAPALOTLA DE X.          | 42,302.55                                  | 0.00                            | 0.00  | 42,302.55                           |
| 28.- | SANCTORUM DE L. C.       | 26,186.79                                  | 0.00                            | 0.00  | 26,186.79                           |
| 29.- | SAN DAMIAN TEXOLOC       | 30,736.72                                  | 0.00                            | 0.00  | 30,736.72                           |
| 30.- | SAN FCO. TETLANOHCAN     | 35,993.66                                  | 0.00                            | 0.00  | 35,993.66                           |

**RESUMEN DE PARTICIPACIONES, FOCO, GASOLINAS Y DIESEL 1ER TRIM A MUNICIPIOS 2020**

| NO.  | MUNICIPIO                      | 1ER AJUSTE TRIMESTRAL PARTICIPACIONES 2020 | 1ER AJUSTE TRIMESTRAL FOCO 2020 | 1ER AJUSTE TRIMESTRAL GASOLINAS Y DIESEL 2020 | TOTAL PRIMER AJUSTE TRIMESTRAL 2020 |
|------|--------------------------------|--|---------------------------------|---|-------------------------------------|
| 31.- | SAN JERONIMO ZACUALPAN         | 26,945.78                                  | 0.00                            | 0.00  | 26,945.78                           |
| 32.- | SAN JOSE TEACALCO              | 29,843.83                                  | 0.00                            | 0.00  | 29,843.83                           |
| 33.- | SAN JUAN HUACTZINCO            | 28,290.13                                  | 0.00                            | 0.00  | 28,290.13                           |
| 34.- | SAN LORENZO AXOCOMANITL        | 26,483.82                                  | 0.00                            | 0.00  | 26,483.82                           |
| 35.- | SAN LUCAS TECOPILCO            | 33,168.49                                  | 0.00                            | 0.00  | 33,168.49                           |
| 36.- | <b>SAN PABLO DEL MONTE</b>     | <b>63,030.51</b>                           | <b>0.00</b>                     | <b>0.00</b>                                   | <b>63,030.51</b>                    |
| 37.- | SANTA ANA NOPALUCAN            | 21,122.71                                  | 0.00                            | 0.00  | 21,122.71                           |
| 38.- | SANTA APOLONIA TEACALCO        | 27,641.33                                  | 0.00                            | 0.00  | 27,641.33                           |
| 39.- | <b>SANTA CATARINA AYOMETLA</b> | <b>23,017.47</b>                           | <b>0.00</b>                     | <b>0.00</b>                                   | <b>23,017.47</b>                    |
| 40.- | SANTA CRUZ QUILEHTLA           | 2,702.33                                   | 0.00                            | 0.00  | 2,702.33                            |
| 41.- | SANTA CRUZ TLAXCALA            | 42,458.95                                  | 0.00                            | 0.00  | 42,458.95                           |
| 42.- | SANTA ISABEL XILOXOTLA         | 35,242.97                                  | 0.00                            | 0.00  | 35,242.97                           |
| 43.- | TENANCINGO                     | 31,655.97                                  | 0.00                            | 0.00  | 31,655.97                           |
| 44.- | TEOLOCHOLCO                    | 36,793.73                                  | 0.00                            | 0.00  | 36,793.73                           |
| 45.- | TEPETITLA DE LARDIZABAL        | 34,342.91                                  | 0.00                            | 0.00  | 34,342.91                           |
| 46.- | TEPEYANCO                      | 24,898.54                                  | 0.00                            | 0.00  | 24,898.54                           |
| 47.- | TERRENATE                      | 22,678.08                                  | 0.00                            | 0.00  | 22,678.08                           |
| 48.- | TETLA DE LA SOLIDARIDAD        | 58,566.50                                  | 0.00                            | 0.00  | 58,566.50                           |
| 49.- | TETLATLAHUCA                   | 35,114.47                                  | 0.00                            | 0.00  | 35,114.47                           |
| 50.- | <b>TLAXCALA</b>                | <b>171,410.36</b>                          | <b>0.00</b>                     | <b>0.00</b>                                   | <b>171,410.36</b>                   |
| 51.- | <b>TLAXCO</b>                  | <b>39,648.82</b>                           | <b>0.00</b>                     | <b>0.00</b>                                   | <b>39,648.82</b>                    |
| 52.- | TOCATLÁN                       | 24,801.94                                  | 0.00                            | 0.00  | 24,801.94                           |
| 53.- | TOTOLAC                        | 39,320.68                                  | 0.00                            | 0.00  | 39,320.68                           |
| 54.- | <b>TZOMPANTEPEC</b>            | <b>31,791.16</b>                           | <b>0.00</b>                     | <b>0.00</b>                                   | <b>31,791.16</b>                    |
| 55.- | XALOZTOC                       | 30,328.10                                  | 0.00                            | 0.00  | 30,328.10                           |
| 56.- | <b>XALTOCAN</b>                | <b>53,686.63</b>                           | <b>0.00</b>                     | <b>0.00</b>                                   | <b>53,686.63</b>                    |
| 57.- | XICOHTZINCO                    | 51,706.87                                  | 0.00                            | 0.00  | 51,706.87                           |
| 58.- | YAUHQUEMEHCAN                  | 56,210.30                                  | 0.00                            | 0.00  | 56,210.30                           |
| 59.- | ZACATELCO                      | 47,340.14                                  | 0.00                            | 0.00  | 47,340.14                           |
| 60.- | ZITLALTEPEC DE T. S. S.        | 16,183.82                                  | 0.00                            | 0.00  | 16,183.82                           |
|      | <b>TOTAL</b>                   | <b>2,411,173.80</b>                        | <b>0.00</b>                     | <b>0.00</b>                                   | <b>2,411,173.80</b>                 |

# INFORME DE DISTRIBUCIÓN DE FEIEF DEFINITIVO DE 2019.

**DETERMINACIÓN DEL FONDO ESTATAL PARTICIPABLE  
A LOS MUNICIPIOS PARA EL EJERCICIO FISCAL 2019  
COMPENSACIÓN FEIEF DEFINITIVO DE 2019**

| CONCEPTO                                    | DEFINITIVO FEIEF 19 | % DE DISTRIBUCION | DEF. FEIEF MPIO 19 |
|---|---------------------|-------------------|--------------------|
| FGP   | 20,777,366          | 20%               | 4,155,473          |
| FFM   | 321,505             | 100%              | 321,505            |
| FOFIR                                       | (199,932)           | 20%               | (39,986)           |
| <b>TOTAL 4to TRIMESTRE DE 2019 DE FIEIF</b> | <b>20,898,939</b>   |                   | <b>4,436,992</b>   |

|   |                     |
|---|---------------------|
| <b>RECAUDACIÓN PARA FONDOS II, III, IV, V, VI y VII</b> | <b>4,436,991.80</b> |
|---|---------------------|

| FONDO ESTATAL PARTICIPABLE                                    | PORCENTAJE          |  | PARTICIPACION    |
|---|---------------------|--|------------------|
| FONDO I: FONDO DE GARANTIA                                    | <b>IRREDUCTIBLE</b> |  | -                |
| FONDO II: FONDO POBLACIONAL                                   | 20%                 |  | 887,398          |
| FONDO III: FONDO DE INCENTIVO A RECAUDACION DE PREDIAL        | 25%                 |  | 1,109,248        |
| FONDO IV: FONDO DE NIVEL RECAUDACION DE PREDIAL               | 10%                 |  | 443,699          |
| FONDO V: FONDO DE INCENTIVO A RECAUDACION DE DERECHOS DE AGUA | 25%                 |  | 1,109,248        |
| FONDO VI: FONDO DE NIVEL RECAUDACION DE DERECHOS DE AGUA      | 10%                 |  | 443,699          |
| FONDO VII: FONDO DE DESARROLLO MUNICIPAL                      | 10%                 |  | 443,699          |
| <b>TOTAL</b>  | <b>100%</b>         |  | <b>4,436,992</b> |

Nota 1: Los porcentajes de distribución, son los determinados de acuerdo a lo establecido en la Ley de Coordinación Fiscal.

Nota 2: La distribución por Municipio, se lleva a cabo con base en el artículo 504 del Código Financiero para el Estado de Tlaxcala y sus Municipios.

| TOTAL DE FEIEF* A MUNICIPIOS |                          |               |              |             |                              |
|------------------------------|--------------------------|---------------|--------------|-------------|------------------------------|
| DEFINITIVO 2019              |                          |               |              |             |                              |
| NO.                          | MUNICIPIO                | FBIEF FGP     | FEIEF FFM    | FBIEF FOFIR | TOTAL DE<br>FBIEF DEFINITIVO |
| 1.-                          | ACUAMANALA DE M. H.      | 96,003        | 7,428        | -924        | 102,507                      |
| 2.-                          | <b>ATLTZAYANCA</b>       | <b>62,987</b> | <b>4,873</b> | <b>-606</b> | <b>67,254</b>                |
| 3.-                          | AMAXAC DE GRO.           | 48,013        | 3,715        | -462        | 51,266                       |
| 4.-                          | APETATITLAN DE A. C.     | 62,728        | 4,853        | -604        | 66,977                       |
| 5.-                          | APIZACO                  | 267,156       | 20,670       | -2,571      | 285,255                      |
| 6.-                          | ATLANGATEPEC             | 80,309        | 6,213        | -773        | 85,750                       |
| 7.-                          | BENITO JUAREZ            | 44,755        | 3,463        | -431        | 47,787                       |
| 8.-                          | CALPULALPAN              | 109,679       | 8,486        | -1,055      | 117,109                      |
| 9.-                          | CHIAUTEMPAN              | 139,500       | 10,793       | -1,342      | 148,951                      |
| 10.-                         | <b>CONTLA DE J. C.</b>   | <b>79,216</b> | <b>6,129</b> | <b>-762</b> | <b>84,583</b>                |
| 11.-                         | CUAPIAXTLA               | 49,740        | 3,848        | -479        | 53,110                       |
| 12.-                         | CUAXOMULCO               | 38,703        | 2,994        | -372        | 41,325                       |
| 13.-                         | EL CARMEN TEQUEXQUITLA   | 46,794        | 3,620        | -450        | 49,964                       |
| 14.-                         | EMILIANO ZAPATA          | 46,934        | 3,631        | -452        | 50,113                       |
| 15.-                         | ESPAÑITA                 | 44,807        | 3,467        | -431        | 47,842                       |
| 16.-                         | HUAMANTLA                | 189,807       | 14,685       | -1,826      | 202,666                      |
| 17.-                         | HUEYOTLIPAN              | 41,119        | 3,181        | -396        | 43,905                       |
| 18.-                         | IXTACUIXTLA DE M. M.     | 81,376        | 6,296        | -783        | 86,889                       |
| 19.-                         | IXTENCO                  | 28,444        | 2,201        | -274        | 30,371                       |
| 20.-                         | LA MAGDALENA TLALTELULCO | 59,851        | 4,631        | -576        | 63,905                       |
| 21.-                         | LAZARO CARDENAS          | 25,096        | 1,942        | -241        | 26,797                       |
| 22.-                         | MAZATECOCHCO DE J. M. M. | 44,585        | 3,449        | -429        | 47,605                       |
| 23.-                         | MUÑOZ DE D. A.           | 28,253        | 2,186        | -272        | 30,167                       |
| 24.-                         | NANACAMILPA DE M. A.     | 73,482        | 5,685        | -707        | 78,460                       |
| 25.-                         | NATIVITAS                | 68,764        | 5,320        | -662        | 73,423                       |
| 26.-                         | <b>PANOTLA</b>           | <b>78,632</b> | <b>6,084</b> | <b>-757</b> | <b>83,959</b>                |
| 27.-                         | PAPALOTLA DE X.          | 76,851        | 5,946        | -740        | 82,058                       |
| 28.-                         | SANCTORUM DE L. C.       | 44,144        | 3,415        | -425        | 47,135                       |
| 29.-                         | SAN DAMIAN TEXOLOC       | 47,087        | 3,643        | -453        | 50,277                       |
| 30.-                         | SAN FCO. TETLANOHCAN     | 55,207        | 4,271        | -531        | 58,947                       |

| TOTAL DE FEIEF* A MUNICIPIOS |                                |                  |                |                |                           |
|------------------------------|--------------------------------|------------------|----------------|----------------|---------------------------|
| DEFINITIVO 2019              |                                |                  |                |                |                           |
| NO.                          | MUNICIPIO                      | FEIEF FGP        | FEIEF FFM      | FEIEF FOIR     | TOTAL DE FEIEF DEFINITIVO |
| 31.-                         | SAN JERONIMO ZACUALPAN         | 43,079           | 3,333          | -415           | 45,997                    |
| 32.-                         | SAN JOSE TEACALCO              | 45,929           | 3,553          | -442           | 49,040                    |
| 33.-                         | SAN JUAN HUACTZINCO            | 43,841           | 3,392          | -422           | 46,811                    |
| 34.-                         | SAN LORENZO AXOCOMANITLA       | 40,485           | 3,132          | -390           | 43,228                    |
| 35.-                         | SAN LUCAS TECOPILCO            | 50,753           | 3,927          | -488           | 54,191                    |
| <b>36.-</b>                  | <b>SAN PABLO DEL MONTE</b>     | <b>122,691</b>   | <b>9,492</b>   | <b>-1,181</b>  | <b>131,003</b>            |
| 37.-                         | SANTA ANA NOPALUCAN            | 38,507           | 2,979          | -371           | 41,115                    |
| 38.-                         | SANTA A POLONIA TEACALCO       | 42,172           | 3,263          | -406           | 45,029                    |
| <b>39.-</b>                  | <b>SANTA CATARINA AYOMETLA</b> | <b>40,844</b>    | <b>3,160</b>   | <b>-393</b>    | <b>43,611</b>             |
| 40.-                         | SANTA CRUZ QUILEHTLA           | 27,231           | 2,107          | -262           | 29,076                    |
| 41.-                         | SANTA CRUZ TLAXCALA            | 66,308           | 5,130          | -638           | 70,801                    |
| 42.-                         | SANTA ISABEL XILOXOTLA         | 51,623           | 3,994          | -497           | 55,120                    |
| 43.-                         | TENANCINGO                     | 51,694           | 4,000          | -497           | 55,196                    |
| 44.-                         | TEOLOCHOLCO                    | 65,171           | 5,042          | -627           | 69,586                    |
| 45.-                         | TEPETITLA DE LARDIZABAL        | 60,056           | 4,646          | -578           | 64,124                    |
| 46.-                         | TEPEYANCO                      | 44,929           | 3,476          | -432           | 47,973                    |
| 47.-                         | TERRENATE                      | 46,926           | 3,631          | -452           | 50,105                    |
| 48.-                         | TETLA DE LA SOLIDARIDAD        | 92,588           | 7,163          | -891           | 98,861                    |
| 49.-                         | TETLATLAHUCA                   | 54,314           | 4,202          | -523           | 57,994                    |
| <b>50.-</b>                  | <b>TLAXCALA</b>                | <b>286,877</b>   | <b>22,195</b>  | <b>-2,760</b>  | <b>306,312</b>            |
| <b>51.-</b>                  | <b>TLAXCO</b>                  | <b>83,858</b>    | <b>6,488</b>   | <b>-807</b>    | <b>89,539</b>             |
| 52.-                         | TOCATLÁN                       | 39,522           | 3,058          | -380           | 42,200                    |
| 53.-                         | TOTOLAC                        | 67,970           | 5,259          | -654           | 72,575                    |
| <b>54.-</b>                  | <b>TZOMPANTEPEC</b>            | <b>57,733</b>    | <b>4,467</b>   | <b>-556</b>    | <b>61,644</b>             |
| 55.-                         | XALOZTOC                       | 61,762           | 4,778          | -594           | 65,946                    |
| <b>56.-</b>                  | <b>XALTOCAN</b>                | <b>76,999</b>    | <b>5,957</b>   | <b>-741</b>    | <b>82,216</b>             |
| 57.-                         | XICOHTZINCO                    | 73,473           | 5,685          | -707           | 78,450                    |
| 58.-                         | YAUHQUEMEHCAN                  | 91,792           | 7,102          | -883           | 98,011                    |
| 59.-                         | ZACATELCO                      | 90,056           | 6,968          | -867           | 96,157                    |
| 60.-                         | ZITLALTEPEC DE T. S. S.        | 36,267           | 2,806          | -349           | 38,723                    |
| <b>TOTAL:</b>                |                                | <b>4,155,473</b> | <b>321,505</b> | <b>-39,986</b> | <b>4,436,992</b>          |

\* Fondo de Estabilización de los Ingresos de las Entidades Federativas (FEIEF) DEFINITIVO 20

\*\* Se distribuye de conformidad con la fórmula establecida en el artículo 504 del Código Financiero

# DETERMINACIÓN DE EXCEDENTE DEL PRIMER TRIMESTRE 2020.



### DISTRIBUCIÓN DE EXCEDENTES DE INGRESOS FEDERALES Y ESTATALES 2020

|   | LEY DE INGRESOS<br>ESTATAL<br>ENERO-MARZO 2020 | INGRESOS<br>REAL<br>ENERO-MARZO 2020 | DIFERENCIA            |                   |
|---|--|--------------------------------------|-----------------------|-------------------|
|   |  |                                      | ABSOLUTA              | RELATIVA          |
| <b>PARTICIPACIONES FEDERALES</b>  |  |                                      |                       |                   |
| FONDO GENERAL DE PARTICIPACIONES  | 1,746,357,426.00                               | 1,787,530,424.00                     | 41,172,998.00         | 2.36%             |
| FONDO DE FOMENTO MUNICIPAL  | 122,331,085.00                                 | 120,466,097.00                       | -1,864,988.00         | -1.52%            |
| FONDO DE FISCALIZACIÓN  | 85,471,179.00                                  | 78,254,858.00                        | -7,216,321.00         | -8.44%            |
| FONDO DE COMPENSACION   | 136,305,224.00                                 | 108,944,947.00                       | -27,360,277.00        | -20.07%           |
| IMPUESTO ESPECIAL SOBRE PROD. Y SERV.   | 23,614,055.00                                  | 19,785,940.00                        | -3,828,115.00         | -16.21%           |
| INCENTIVO A LA VENTA FINAL DE GASOLINAS Y DIESEL                                | 47,706,641.00                                  | 44,422,622.00                        | -3,284,019.00         | -6.88%            |
| FONDO REPECOS E INTERMEDIOS   | 1,212,213.00                                   | 1,506,449.00                         | 294,236.00            | 24.27%            |
| IMPUESTO SOBRE TENENCIA   | 0.00   | 0.00                                 | 0.00                  | 100.00%           |
| IMPUESTO SOBRE AUTOMOVILES NUEVOS   | 8,742,163.00                                   | 9,335,509.00                         | 593,346.00            | 6.79%             |
| IMPUESTO SOBRE AUTOMOVILES NUEVOS COMPENS                                       | 2,474,346.00                                   | 2,474,346.00                         | 0.00                  | 0.00%             |
| OTROS ( INCENTIVOS ECONOMICOS )   | 51,219,317.00                                  | 19,591,403.00                        | -31,627,914.00        | -61.75%           |
| <b>SUMA</b>   | <b>2,225,433,649.00</b>                        | <b>2,192,312,595.00</b>              | <b>-33,121,054.00</b> | <b>-1.49%</b>     |
| <b>INGRESOS ESTATALES</b>   |  |                                      |                       |                   |
| IMPUESTOS   | 141,267,377.00                                 | 171,454,933.00                       | 30,187,556.00         | 21.37%            |
| DERECHOS  | 136,062,115.00                                 | 177,869,114.38                       | 41,806,999.38         | 30.73%            |
| PRODUCTOS   | 23,622,579.00                                  | 64,586,292.46                        | 40,963,713.46         | 173.41%           |
| APROVECHAMIENTOS  | 399,769.00                                     | 399,727.00                           | -42.00                | 0.00%             |
| <b>SUMA</b>   | <b>301,351,840.00</b>                          | <b>414,310,066.84</b>                | <b>112,958,226.84</b> | <b>37.48%</b>     |
| <b>TOTAL RECURSOS ENERO A MARZO DE 2020</b>                                     | <b>2,526,785,489.00</b>                        | <b>2,606,622,661.84</b>              | <b>79,837,172.84</b>  | <b>3.16%</b>      |
| <b>EXCEDENTE ACUMULADO AL 31 DE MARZO 2020</b>                                  |  |                                      | <b>79,837,172.84</b>  |                   |
| <b>MENOS:</b>   |  |                                      |                       |                   |
| PRIMER AJUSTE TRIMESTRAL A MUNICIPIOS 2019 ENERO-MARZO DE 2020                  |  |                                      | 2,411,173.80          |                   |
| PRIMER AJUSTE TRIMESTRAL GASOLINAS Y DIESEL MUNICIPIOS ENERO-MARZO DE 2020      |  |                                      | <b>-656,803.80</b>    |                   |
| PRIMER AJUSTE TRIMESTRAL FONDO DE COMPENSACION A MUNICIPIOS ENERO-MARZO DE 2020 |  |                                      | <b>-5,472,055.40</b>  |                   |
| FEIEF DEFINITIVO 2019   |  |                                      | 4,436,991.80          |                   |
| <b>TOTAL DE DISTRIBUCION A MUNICIPIOS ENERO-MARZO DE 2020</b>                   |  |                                      | <b>719,306.40</b>     |                   |
| <b>DISTRIBUCIÓN DEL EXCEDENTE ACUMULADO</b>                                     |  |                                      | <b>79,117,866.44</b>  |                   |
|   | PORCENTAJE                                     | EXC X APLICAR                        | PRIMER TRIMESTRE      | SEGUNDO TRIMESTRE |
| PODER EJECUTIVO   | 91.357252%                                     | 72,279,908.26                        | 72,279,908.26         | 0.00              |
| PODER LEGISLATIVO   | 4.077110%                                      | 3,225,722.23                         | 3,225,722.23          | 0.00              |
| PODER JUDICIAL  | 4.565639%                                      | 3,612,235.94                         | 3,612,235.94          | 0.00              |
| <b>TOTAL</b>  | <b>100.0000%</b>                               | <b>79,117,866.44</b>                 | <b>79,117,866.44</b>  | <b>0.00</b>       |

# **RECAUDACIÓN DEL IMPUESTO PREDIAL Y DERECHOS POR EL SUMINISTRO DE AGUA ENERO-DICIEMBRE 2019.**

**INFORME DE IMPUESTO PREDIAL 2019**

| N° | MUNICIPIO                          | 2018          | 2019          | DIFERENCIA<br>2018 vs 2019 | PORCENTAJE |
|----|------------------------------------|---------------|---------------|----------------------------|------------|
| 1  | Acuamanala de Miguel Hidalgo       | 794,608.00    | 796,544.40    | 1,936.40                   | 0.24%      |
| 2  | Atltzayanca                        | 789,873.00    | 1,358,634.00  | 568,761.00                 | 72.01%     |
| 3  | Amaxac de Guerrero                 | 619,347.00    | 739,101.50    | 119,754.50                 | 19.34%     |
| 4  | Apetatitlán de Antonio Carvajal    | 1,913,253.00  | 2,315,073.98  | 401,820.98                 | 21.00%     |
| 5  | Apizaco                            | 25,002,984.00 | 35,411,030.15 | 10,408,046.15              | 41.63%     |
| 6  | Atlangatepec                       | 388,004.00    | 412,682.50    | 24,678.50                  | 6.36%      |
| 7  | Benito Juárez                      | 155,296.00    | 403,250.50    | 247,954.50                 | 159.67%    |
| 8  | Calpulalpan                        | 4,942,914.00  | 4,437,482.00  | -505,432.00                | -10.23%    |
| 9  | Chiautempan                        | 3,977,328.00  | 4,517,239.00  | 539,911.00                 | 13.57%     |
| 10 | Contla de Juan Cuamatzi            | 825,878.00    | 1,250,670.93  | 424,792.93                 | 51.44%     |
| 11 | Cuapixtla                          | 296,405.00    | 439,452.00    | 143,047.00                 | 48.26%     |
| 12 | Cuaxomulco                         | 289,169.00    | 390,376.00    | 101,207.00                 | 35.00%     |
| 13 | El Carmen Tequexquitla             | 604,479.00    | 684,278.15    | 79,799.15                  | 13.20%     |
| 14 | Emiliano Zapata                    | 146,275.00    | 109,948.00    | -36,327.00                 | -24.83%    |
| 15 | Españita                           | 308,367.00    | 304,920.00    | -3,447.00                  | -1.12%     |
| 16 | Huamantla                          | 9,240,919.00  | 11,281,069.01 | 2,040,150.01               | 22.08%     |
| 17 | Hueyotlipan                        | 317,159.00    | 393,641.00    | 76,482.00                  | 24.11%     |
| 18 | Ixtacuixtla de Mariano Matamoros   | 2,284,708.00  | 1,719,231.49  | -565,476.51                | -24.75%    |
| 19 | Ixtenco                            | 113,870.00    | 305,059.15    | 191,189.15                 | 167.90%    |
| 20 | La Magdalena Tlaltelulco           | 995,429.00    | 1,190,147.09  | 194,718.09                 | 19.56%     |
| 21 | Lázaro Cárdenas                    | 54,395.00     | 69,856.00     | 15,461.00                  | 28.42%     |
| 22 | Mazatecochco de José María Morelos | 234,469.00    | 256,743.17    | 22,274.17                  | 9.50%      |
| 23 | Muñoz de Domingo Arenas            | 89,517.00     | 150,928.00    | 61,411.00                  | 68.60%     |
| 24 | Nanacamilpa de Mariano Arista      | 2,285,805.00  | 1,786,957.13  | -498,847.87                | -21.82%    |
| 25 | Nativitas                          | 518,582.00    | 800,099.00    | 281,517.00                 | 54.29%     |
| 26 | Panotla                            | 2,138,730.00  | 2,300,696.88  | 161,966.88                 | 7.57%      |
| 27 | Papalotla de Xicohténcatl          | 3,328,291.00  | 3,674,204.50  | 345,913.50                 | 10.39%     |
| 28 | San Damián Texoloc                 | 177,807.00    | 210,517.50    | 32,710.50                  | 18.40%     |
| 29 | San Francisco Tetlanohcan          | 156,361.00    | 223,711.50    | 67,350.50                  | 43.07%     |
| 30 | San Jerónimo Zacualpan             | 80,906.00     | 73,846.00     | -7,060.00                  | -8.73%     |

**INFORME DE IMPUESTO PREDIAL 2019**

| N°           | MUNICIPIO                       | 2018                  | 2019                  | DIFERENCIA<br>2018 vs 2019 | PORCENTAJE    |
|--------------|---------------------------------|-----------------------|-----------------------|----------------------------|---------------|
| 31           | San José Teacalco               | 97,696.00             | 126,551.00            | 28,855.00                  | 29.54%        |
| 32           | San Juan Huactzinco             | 173,488.00            | 189,602.50            | 16,114.50                  | 9.29%         |
| 33           | San Lorenzo Axocomanitla        | 125,685.00            | 85,613.00             | -40,072.00                 | -31.88%       |
| 34           | San Lucas Tecopilco             | 209,741.00            | 184,741.00            | -25,000.00                 | -11.92%       |
| 35           | San Pablo del Monte             | 1,425,253.00          | 1,900,827.02          | 475,574.02                 | 33.37%        |
| 36           | Sanctórum de Lázaro Cárdenas    | 453,042.00            | 459,013.29            | 5,971.29                   | 1.32%         |
| 37           | Santa Ana Nopalucan             | 73,426.00             | 103,630.00            | 30,204.00                  | 41.14%        |
| 38           | Santa Apolonia Teacalco         | 52,662.00             | 41,206.00             | -11,456.00                 | -21.75%       |
| 39           | Santa Catarina Ayometla         | 134,862.00            | 160,306.00            | 25,444.00                  | 18.87%        |
| 40           | Santa Cruz Quilehtla            | 107,759.00            | 188,028.00            | 80,269.00                  | 74.49%        |
| 41           | Santa Cruz Tlaxcala             | 1,693,348.00          | 2,003,079.41          | 309,731.41                 | 18.29%        |
| 42           | Santa Isabel Xiloxotla          | 567,232.00            | 446,695.12            | -120,536.88                | -21.25%       |
| 43           | Tenancingo                      | 455,295.00            | 660,970.00            | 205,675.00                 | 45.17%        |
| 44           | Teolocholco                     | 1,370,737.00          | 1,251,332.00          | -119,405.00                | -8.71%        |
| 45           | Tepetitla de Lardizabal         | 632,156.00            | 703,535.76            | 71,379.76                  | 11.29%        |
| 46           | Tepeyanco                       | 443,297.00            | 414,822.00            | -28,475.00                 | -6.42%        |
| 47           | Terrenate                       | 301,747.00            | 372,830.00            | 71,083.00                  | 23.56%        |
| 48           | Tetla de la Solidaridad         | 5,971,738.00          | 6,976,754.29          | 1,005,016.29               | 16.83%        |
| 49           | Tetlatlahuca                    | 115,115.00            | 134,343.00            | 19,228.00                  | 16.70%        |
| 50           | Tlaxcala                        | 24,084,752.00         | 24,874,323.95         | 789,571.95                 | 3.28%         |
| 51           | Tlaxco                          | 1,722,468.00          | 1,982,395.00          | 259,927.00                 | 15.09%        |
| 52           | Tocatlán                        | 163,254.00            | 176,788.00            | 13,534.00                  | 8.29%         |
| 53           | Totolac                         | 1,891,070.00          | 2,287,290.25          | 396,220.25                 | 20.95%        |
| 54           | Tzompantepec                    | 626,208.00            | 893,921.00            | 267,713.00                 | 42.75%        |
| 55           | Xaloztoc                        | 1,846,987.00          | 1,306,914.38          | -540,072.62                | -29.24%       |
| 56           | Xaltocan                        | 893,361.00            | 1,481,430.00          | 588,069.00                 | 65.83%        |
| 57           | Xicohtzinco                     | 2,389,490.00          | 3,404,927.34          | 1,015,437.34               | 42.50%        |
| 58           | Yauhquemehcan                   | 4,440,369.00          | 5,455,808.00          | 1,015,439.00               | 22.87%        |
| 59           | Zacatelco                       | 1,549,302.00          | 2,660,481.50          | 1,111,179.50               | 71.72%        |
| 60           | Zitlaltepec de Trinidad Sánchez | 245,518.00            | 255,584.90            | 10,066.90                  | 4.10%         |
| <b>TOTAL</b> |                                 | <b>117,328,186.00</b> | <b>139,191,134.24</b> | <b>21,862,948.24</b>       | <b>18.63%</b> |

**INFORME DE AGUA POTABLE, EJERCICIO 2019**

| Nº | MUNICIPIO                          | 2018          | 2019          | DIFERENCIA<br>2018 vs 2019 | PORCENTAJE |
|----|------------------------------------|---------------|---------------|----------------------------|------------|
| 1  | Acuamanala de Miguel Hidalgo       | 381,588.00    | 175,200.00    | -206,388.00                | -54.09%    |
| 2  | Atltzayanca                        | 703,534.00    | 841,966.86    | 138,432.86                 | 19.68%     |
| 3  | Amaxac de Guerrero                 | 640,103.00    | 792,620.00    | 152,517.00                 | 23.83%     |
| 4  | Apetatitlán de Antonio Carvajal    | 2,968,309.00  | 2,935,938.96  | -32,370.04                 | -1.09%     |
| 5  | Apizaco                            | 36,822,375.00 | 52,363,883.91 | 15,541,508.91              | 42.21%     |
| 6  | Atlangatepec                       | 704,798.00    | 828,053.00    | 123,255.00                 | 17.49%     |
| 7  | Benito Juárez                      | 535,500.00    | 580,800.00    | 45,300.00                  | 8.46%      |
| 8  | Calpulalpan                        | 6,359,469.00  | 7,293,108.59  | 933,639.59                 | 14.68%     |
| 9  | Chiautempan                        | 15,735,207.00 | 17,182,767.69 | 1,447,560.69               | 9.20%      |
| 10 | Contla de Juan Cuamatzi            | 1,245,648.00  | 2,024,847.00  | 779,199.00                 | 62.55%     |
| 11 | Cuapixtla                          | 777,809.00    | 1,101,910.00  | 324,101.00                 | 41.67%     |
| 12 | Cuaxomulco                         | 708,621.00    | 907,222.00    | 198,601.00                 | 28.03%     |
| 13 | El Carmen Tequexquitla             | 465,760.00    | 726,686.00    | 260,926.00                 | 56.02%     |
| 14 | Emiliano Zapata                    | 207,044.00    | 195,979.88    | -11,064.12                 | -5.34%     |
| 15 | Españita                           | 1,146,566.00  | 756,297.00    | -390,269.00                | -34.04%    |
| 16 | Huamantla                          | 21,181,913.00 | 23,333,287.21 | 2,151,374.21               | 10.16%     |
| 17 | Hueyotlipan                        | 738,995.00    | 1,102,720.01  | 363,725.01                 | 49.22%     |
| 18 | Ixtacuixtla de Mariano Matamoros   | 305,658.00    | 18,854.08     | -324,512.08                | -106.17%   |
| 19 | Ixtenco                            | 571,990.00    | 1,627,905.49  | 1,055,915.49               | 184.60%    |
| 20 | La Magdalena Tlaltelulco           | 1,137,493.00  | 1,376,616.50  | 239,123.50                 | 21.02%     |
| 21 | Lázaro Cárdenas                    | 104,996.00    | 161,817.50    | 56,821.50                  | 54.12%     |
| 22 | Mazatecochco de José María Morelos | 699,500.00    | 839,400.00    | 139,900.00                 | 20.00%     |
| 23 | Muñoz de Domingo Arenas            | 87,103.00     | 192,443.00    | 105,340.00                 | 120.94%    |
| 24 | Nanacamilpa de Mariano Arista      | 3,074,889.00  | 1,850,049.75  | -1,224,839.25              | -39.83%    |
| 25 | Nativitas                          | 1,398,762.00  | 1,337,445.00  | -61,317.00                 | -4.38%     |
| 26 | Panotla                            | 1,952,626.00  | 1,383,269.00  | -569,357.00                | -29.16%    |
| 27 | Papalotla de Xicohténcatl          | 1,153,687.00  | 1,105,693.00  | -47,994.00                 | -4.16%     |
| 28 | San Damián Texoloc                 | 596,818.00    | 674,453.00    | 77,635.00                  | 13.01%     |
| 29 | San Francisco Tetlanohcan          | 1,359,732.00  | 1,442,766.50  | 83,034.50                  | 6.11%      |
| 30 | San Jerónimo Zacualpan             | 248,852.00    | 310,936.50    | 62,084.50                  | 24.95%     |

INFORME DE AGUA POTABLE, EJERCICIO 2019

| Nº           | MUNICIPIO                              | 2018                  | 2019                  | DIFERENCIA<br>2018 vs 2019 | PORCENTAJE    |
|--------------|--|-----------------------|-----------------------|----------------------------|---------------|
| 31           | San José Teacalco                      | 571,722.00            | 668,722.00            | 97,000.00                  | 16.97%        |
| 32           | San Juan Huactzinco                    | 350,645.00            | 262,850.00            | -87,795.00                 | -25.04%       |
| 33           | San Lorenzo Axocomanitla               | 231,707.00            | 89,180.00             | -142,527.00                | -61.51%       |
| 34           | San Lucas Tecopilco                    | 564,735.00            | 484,150.00            | -80,585.00                 | -14.27%       |
| 35           | San Pablo del Monte                    | 6,414,522.00          | 5,192,664.65          | -1,221,857.35              | -19.05%       |
| 36           | Sanctórum de Lázaro Cárdenas           | 401,207.00            | 394,962.00            | -6,245.00                  | -1.56%        |
| 37           | Santa Ana Nopalucan                    | 443,350.00            | 601,782.50            | 158,432.50                 | 35.74%        |
| 38           | Santa Apolonia Teacalco                | 856,400.00            | 442,000.00            | -414,400.00                | -48.39%       |
| 39           | Santa Catarina Ayometla                | 297,332.00            | 248,172.00            | -49,160.00                 | -16.53%       |
| 40           | Santa Cruz Quilehtla                   | 188,682.00            | 387,934.00            | 199,252.00                 | 105.60%       |
| 41           | Santa Cruz Tlaxcala                    | 856,948.00            | 1,530,401.72          | 673,453.72                 | 78.59%        |
| 42           | Santa Isabel Xiloxotla                 | 801,542.00            | 281,334.32            | -520,207.68                | -64.90%       |
| 43           | Tenancingo                             | 571,926.00            | 537,475.00            | -34,451.00                 | -6.02%        |
| 44           | Teolocholco                            | 1,218,872.00          | 1,088,799.00          | -130,073.00                | -10.67%       |
| 45           | Tepetitla de Lardizabal                | 555,688.00            | 316,637.00            | -239,051.00                | -43.02%       |
| 46           | Tepeyanco                              | 249,060.00            | 323,178.00            | 74,118.00                  | 29.76%        |
| 47           | Terrenate                              | 652,073.00            | 982,606.00            | 330,533.00                 | 50.69%        |
| 48           | Tetla de la Solidaridad                | 1,995,504.00          | 2,269,396.59          | 273,892.59                 | 13.73%        |
| 49           | Tetlatlahuca                           | 469,751.00            | 585,793.00            | 116,042.00                 | 24.70%        |
| 50           | Tlaxcala                               | 42,701,762.00         | 49,483,442.00         | 6,781,680.00               | 15.88%        |
| 51           | Tlaxco                                 | 1,231,491.00          | 1,261,971.00          | 30,480.00                  | 2.48%         |
| 52           | Tocatlán                               | 291,996.00            | 290,356.63            | -1,639.37                  | -0.56%        |
| 53           | Totolac                                | 1,247,814.00          | 1,766,854.22          | 519,040.22                 | 41.60%        |
| 54           | Tzompantepec                           | 1,181,735.00          | 1,783,489.00          | 601,754.00                 | 50.92%        |
| 55           | Xaloztoc                               | 935,710.00            | 25,860.00             | -909,850.00                | -97.24%       |
| 56           | Xaltocan                               | 1,281,812.00          | 657,783.00            | -624,029.00                | -48.68%       |
| 57           | Xicohtzinco                            | 1,188,112.00          | 923,380.86            | -264,731.14                | -22.28%       |
| 58           | Yauhquemehcan                          | 3,392,709.00          | 3,868,906.00          | 476,197.00                 | 14.04%        |
| 59           | Zacatelco                              | 5,507,602.00          | 7,418,604.81          | 1,911,002.81               | 34.70%        |
| 60           | Zitlattepec de Trinidad Sánchez Santos | 93,319.00             | 90,551.50             | -2,767.50                  | -2.97%        |
| <b>TOTAL</b> |  | <b>180,761,073.00</b> | <b>209,686,466.07</b> | <b>28,925,393.07</b>       | <b>16.00%</b> |

# COMPORTAMIENTO DEL FONDO ISR ENERO-MARZO DE 2020

## MUNICIPIOS

**FONDO ISR A MUNICIPIOS 2020**

| <b>NO.</b> | <b>MUNICIPIO</b>         | <b>TOTAL</b>        | <b>ENERO</b> | <b>FEBRERO</b> | <b>MARZO</b> |
|------------|--------------------------|---------------------|--------------|----------------|--------------|
| 1          | ACUAMANALA DE M. H.      | <b>356,226.00</b>   | 269,857.00   | 0.00           | 86369.00     |
| 2          | ATLTZAYANCA              | <b>659,877.00</b>   | 93,015.00    | 0.00           | 566862.00    |
| 3          | AMAXAC DE GRO.           | <b>315,589.00</b>   | 234,743.00   | 0.00           | 80846.00     |
| 4          | APETATITLAN DE A. C.     | <b>740,431.00</b>   | 177,539.00   | 538,015.00     | 24877.00     |
| 5          | APIZACO                  | <b>2418656.00</b>   | 0.00         | 2,109,487.00   | 309169.00    |
| 6          | ATLANGATEPEC             | <b>396,060.00</b>   | 396,060.00   | 0.00           | 0.00         |
| 7          | BENITO JUAREZ            | <b>455,302.00</b>   | 291,696.00   | 81,706.00      | 81900.00     |
| 8          | CALPULALPAN              | <b>3282147.00</b>   | 0.00         | 2,279,918.00   | 1002229.00   |
| 9          | CHIAUTEMPAN              | <b>1,240,784.00</b> | 1,240,784.00 | 0.00           | 0.00         |
| 10         | CONTLA DE J. C.          | <b>997802.00</b>    | 0.00         | 772,024.00     | 225778.00    |
| 11         | CUAPIAXTLA               | <b>784893.00</b>    | 0.00         | 625,382.00     | 159511.00    |
| 12         | CUAXOMULCO               | <b>417,549.00</b>   | 235,149.00   | 94,907.00      | 87493.00     |
| 13         | EL CARMEN TEQUEXQUITLA   | <b>867404.00</b>    | 0.00         | 496,402.00     | 371002.00    |
| 14         | EMILIANO ZAPATA          | <b>0.00</b>         | 0.00         | 0.00           | 0.00         |
| 15         | ESPAÑITA                 | <b>359,871.00</b>   | 225,054.00   | 0.00           | 134817.00    |
| 16         | HUAMANTLA                | <b>1,633,629.00</b> | 70,453.00    | 554,178.00     | 1008998.00   |
| 17         | HUEYOTLIPAN              | <b>391976.00</b>    | 0.00         | 0.00           | 391976.00    |
| 18         | IXTACUIXTLA DE M. M.     | <b>1,093,494.00</b> | 1,795.00     | 293,371.00     | 798328.00    |
| 19         | IXTENCO                  | <b>370765.00</b>    | 0.00         | 271,135.00     | 99630.00     |
| 20         | LA MAGDALENA TLALTELULCO | <b>387256.00</b>    | 0.00         | 153,580.00     | 233676.00    |
| 21         | LAZARO CARDENAS          | <b>287,905.00</b>   | 210,388.00   | 0.00           | 77517.00     |
| 22         | MAZATECOCHCO DE J. M. M. | <b>502,593.00</b>   | 291,578.00   | 105,507.00     | 105508.00    |
| 23         | MUÑOZ DE D. A.           | <b>175,512.00</b>   | 175,440.00   | 72.00          | 0.00         |
| 24         | NANACAMILPA DE M. A.     | <b>574,018.00</b>   | 322,428.00   | 5,500.00       | 246090.00    |
| 25         | NATIVITAS                | <b>427,551.00</b>   | 123,694.00   | 179,078.00     | 124779.00    |
| 26         | PANOTLA                  | <b>1,320,951.00</b> | 348,531.00   | 734,807.00     | 237613.00    |
| 27         | PAPALOTLA DE X.          | <b>602,496.00</b>   | 196,180.00   | 218,048.00     | 188268.00    |
| 28         | SANCTORUM DE L. C.       | <b>393324.00</b>    | 0.00         | 0.00           | 393324.00    |
| 29         | SAN DAMIAN TEXOLOC       | <b>64,323.00</b>    | 64,323.00    | 0.00           | 0.00         |
| 30         | SAN FCO. TETLANOHCAN     | <b>444,666.00</b>   | 115,790.00   | 0.00           | 328876.00    |



**FONDO ISR A MUNICIPIOS 2020**

| <b>NO.</b>   | <b>MUNICIPIO</b>         | <b>TOTAL</b>         | <b>ENERO</b>         | <b>FEBRERO</b>       | <b>MARZO</b>         |
|--------------|--------------------------|----------------------|----------------------|----------------------|----------------------|
| 31           | SAN JERONIMO ZACUALPAN   | <b>188,801.00</b>    | 188,801.00           | 0.00                 | 0.00                 |
| 32           | SAN JOSE TEACALCO        | <b>441125.00</b>     | 0.00                 | 246,425.00           | 194700.00            |
| 33           | SAN JUAN HUACTZINCO      | <b>519198.00</b>     | 0.00                 | 234,941.00           | 284257.00            |
| 34           | SAN LORENZO AXOCOMANITLA | <b>108,729.00</b>    | 108,729.00           | 0.00                 | 0.00                 |
| 35           | SAN LUCAS TECOPILCO      | <b>169374.00</b>     | 0.00                 | 169,374.00           | 0.00                 |
| 36           | SAN PABLO DEL MONTE      | <b>1,895,205.00</b>  | 733,668.00           | 697,779.00           | 463758.00            |
| 37           | SANTA ANA NOPALUCAN      | <b>399,128.00</b>    | 101,361.00           | 181,700.00           | 116067.00            |
| 38           | SANTA APOLONIA TEACALCO  | <b>361,837.00</b>    | 174,936.00           | 95,887.00            | 91014.00             |
| 39           | SANTA CATARINA AYOMETLA  | <b>228,707.00</b>    | 228,707.00           | 0.00                 | 0.00                 |
| 40           | SANTA CRUZ QUILEHTLA     | <b>283888.00</b>     | 0.00                 | 140,301.00           | 143587.00            |
| 41           | SANTA CRUZ TLAXCALA      | <b>501,813.00</b>    | 349,237.00           | 0.00                 | 152576.00            |
| 42           | SANTA ISABEL XILOXOTLA   | <b>122684.00</b>     | 0.00                 | 122,684.00           | 0.00                 |
| 43           | TENANCINGO               | <b>253,163.00</b>    | 177,221.00           | 10,456.00            | 65486.00             |
| 44           | TEOLOCHOLCO              | <b>674,860.00</b>    | 175,734.00           | 0.00                 | 499126.00            |
| 45           | TEPETITLA DE LARDIZABAL  | <b>516225.00</b>     | 0.00                 | 402,603.00           | 113622.00            |
| 46           | TEPEYANCO                | <b>363,618.00</b>    | 95,059.00            | 179,357.00           | 89202.00             |
| 47           | TERRENATE                | <b>427,668.00</b>    | 348,168.00           | 0.00                 | 79500.00             |
| 48           | TETLA DE LA SOLIDARIDAD  | <b>803410.00</b>     | 0.00                 | 585,485.00           | 217925.00            |
| 49           | TETLATLAHUCA             | <b>300,856.00</b>    | 215,375.00           | 0.00                 | 85481.00             |
| 50           | TLAXCALA                 | <b>6,381,672.00</b>  | 2,358,814.00         | 2,792,159.00         | 1230699.00           |
| 51           | TLAXCO                   | <b>1,227,533.00</b>  | 714,028.00           | 249,792.00           | 263713.00            |
| 52           | TOCATLAN                 | <b>263,820.00</b>    | 131,237.00           | 3,986.00             | 128597.00            |
| 53           | TOTOLAC                  | <b>577354.00</b>     | 0.00                 | 24,681.00            | 552673.00            |
| 54           | TZOMPANTEPEC             | <b>263889.00</b>     | 0.00                 | 130,251.00           | 133638.00            |
| 55           | XALOZTOC                 | <b>566,960.00</b>    | 179,898.00           | 387,062.00           | 0.00                 |
| 56           | XALTOCAN                 | <b>502,193.00</b>    | 383,921.00           | 0.00                 | 118272.00            |
| 57           | XICOHTZINCO              | <b>518,596.00</b>    | 400,896.00           | 0.00                 | 117700.00            |
| 58           | YAUHQUEMEHCAN            | <b>79294.00</b>      | 0.00                 | 0.00                 | 79294.00             |
| 59           | ZACATELCO                | <b>954,213.00</b>    | 283,176.00           | 391,695.00           | 279342.00            |
| 60           | ZITLALTEPEC DE T. S. S.  | <b>771,779.00</b>    | 206,290.00           | 0.00                 | 565489.00            |
| <b>TOTAL</b> |                          | <b>42,630,642.00</b> | <b>12,639,753.00</b> | <b>16,559,735.00</b> | <b>13,431,154.00</b> |

# ASUNTOS GENERALES

# CONSEJO PERMANENTE DE COORDINACIÓN HACENDARIA

| DISTRITO I                |                            |                                |
|---------------------------|----------------------------|--------------------------------|
| GRUPO 1                   | GRUPO 2                    | GRUPO 3                        |
| <b>ATLTZAYANCA</b>        | APIZACO                    | CUAXOMULCO                     |
| CUAPIAXTLA                | ATLANGATEPEC               | SAN JOSÉ TEACALCO              |
| EL CARMEN TEQUEXQUITLA    | EMILIANO ZAPATA            | TERRENATE                      |
| HUAMANTLA                 | LÁZARO CÁRDENAS            | TOCATLÁN                       |
| IXTENCO                   | MUÑOZ DE D.A.              | <b>TZOMPANTEPEC</b>            |
| ZITLALTEPEC DE T.S.S.     | TETLA DE LA SOLIDARIDAD    | XALOZTOC                       |
|                           | <b>TLAXCO</b>              |                                |
|                           | YAUHQUEMEHCAN              |                                |
| DISTRITO II               |                            |                                |
| GRUPO 4                   | GRUPO 5                    | GRUPO 6                        |
| CHIAUTEMPAN               | ACUAMANALA DE M.H.         | AMAXAC DE GRO.                 |
| LA MAGDALENA TLALTELULCO  | <b>SAN PABLO DEL MONTE</b> | APETATITLÁN DE A.C.            |
| SAN FRANCISCO TETLANOHCAN | SANTA ISABEL XILOXOXTLA    | <b>CONTLA DE J.C.</b>          |
| <b>TLAXCALA</b>           | TEOLOCHOLCO                | SANTA CRUZ TLAXCALA            |
| TOTOLAC                   | TEPEYANCO                  |                                |
| DISTRITO III              |                            |                                |
| GRUPO 7                   | GRUPO 8                    | GRUPO 9                        |
| BENITO JUÁREZ             | IXTACUIXTLA DE M.M.        | MAZATECOCHCO DE J.M.M.         |
| CALPULALPAN               | NATIVITAS                  | PAPALOTLA DE XICOHTÉNCATL      |
| ESPAÑITA                  | <b>PANOTLA</b>             | SAN LORENZO AXOCOMANITLA       |
| HUEYOTLIPAN               | SAN DAMIÁN TEXOLOC         | <b>SANTA CATARINA AYOMETLA</b> |
| NANACAMILPA DE M.A.       | SAN JERÓNIMO ZACUALPAN     | SANTA CRUZ QUILEHTLA           |
| SANCTÓRUM DE L.C.         | SAN JUAN HUACTZINCO        | TENANCINGO                     |
| SAN LUCAS TECOPILCO       | SANTA ANA NOPALUCAN        | XICOHTZINCO                    |
| <b>XALTOCAN</b>           | SANTA APOLONIA TEACALCO    | ZACATELCO                      |
|                           | TEPETITLA DE LARDIZÁBAL    |                                |
|                           | TETLATLAHUCA               |                                |